

Celebrity SolsticeSM Class Staterooms

Celebrity EclipseSM, Celebrity EquinoxSM, & Celebrity SolsticeSM



PS

Penthouse Suite

Stateroom: 1,291 sq ft Veranda: 389 sq ft

- Floor-to-ceiling sliding glass doors
- Separate living room with dining area
- Baby grand piano
- Queen sleeper
- Full bar
- Lounge seating
- Surround-sound entertainment system with 52" LCD television
- Full guest bath
- Veranda with whirlpool and lounge seating
- Master bedroom features:
 - King-size bed
 - 52" LCD television
 - Vanity
 - Walk-in closet
 - Marble master bath with whirlpool tub
 - Separate shower with dual shower heads
 - Double washbasins
 - 26" LCD television



Upgrading to the pleasures of a suite.

Nothing captures the feeling of being a star quite like traveling in a suite. Within these more spacious accommodations you'll revel in a wealth of personal niceties capable of transforming a cruise vacation into a completely indulgent, fully comprehensive experience. Upon arrival in your suite, you're greeted with complimentary champagne, fresh fruit, and flowers, and throughout your voyage you'll enjoy special privileges, like priority check-in and preferred seating in the main dining room and specialty restaurants. In short, a suite enhances the value of cruising like nothing else can.

Spacious Staterooms

From our interior staterooms to our spacious penthouses, all staterooms come standard with a suite of amenities and white glove service. About 90% of staterooms come with an ocean view, and nearly all of those offer private verandas from which to enjoy the ocean breezes. All staterooms come standard with the following: two lower beds convertible to queen (except as noted); direct dial telephone and voicemail; thermostat controlled air-conditioning; individual safe; hair dryer; 100% Egyptian cotton linens; 100% cotton towels; complimentary use of bathrobes; complimentary 24-hour room service; private bar*.

STATEROOM DIAGRAMS ARE NOT DRAWN TO SCALE

For 360° virtual tours of staterooms and decks, visit CelebrityCruises.com.



RS

Royal Suite

Stateroom: 590 sq ft Veranda: 153 sq ft

- Floor-to-ceiling sliding glass doors
- Separate living room with dining area
- Queen sofa sleeper
- Lounge seating
- Wet bar
- Surround-sound entertainment system with 52" LCD television
- Powder room
- Veranda with whirlpool and lounge seating
- Bedroom features:
 - Queen-size bed
 - 40" LCD television
 - Vanity
 - Walk-in closet
 - Master bath with whirlpool tub
 - Separate shower stall



CS

Celebrity Suite

Stateroom: 394 sq ft Veranda: 105 sq ft

- Floor-to-ceiling sliding glass doors
- Living room with sectional queen sofa sleeper
- Lounge seating
- Mini-refrigerator
- Surround-sound entertainment system with 52" LCD television
- Vanity
- Bedroom features:
 - 40" LCD television
 - Vanity
 - Walk-in closet
 - Dual access bath with shower/tub combination and washbasin
 - Veranda with lounge seating



S1

S2†

Sky Suite

Stateroom: 300 sq ft Veranda: 79 sq ft

- Floor-to-ceiling sliding glass doors
- Living room with queen sofa sleeper
- Mini-refrigerator
- 40" LCD television
- Vanity
- Bath with shower/tub combination and washbasin
- Veranda with lounge seating



*Private bar is not complimentary.

†Some staterooms are wheelchair accessible.

Furniture configuration shown may vary in staterooms with third- and fourth-guest capacity. All measurements are approximate.

Celebrity SolsticeSM Class Staterooms (continued)

Celebrity EclipseSM, Celebrity EquinoxSM, & Celebrity SolsticeSM

ALL STATEROOMS COME STANDARD WITH THE FOLLOWING: two lower beds convertible to queen (except as noted); direct dial telephone and voicemail; thermostat controlled air-conditioning; individual safe; hair dryer; 100% Egyptian cotton linens; 100% cotton towels; complimentary use of bathrobes; complimentary 24-hour room service; private bar*.

STATEROOM DIAGRAMS ARE NOT DRAWN TO SCALE



AQ[†] FOR SPA LOVERS
A SOLSTICE CLASS EXCLUSIVE

AquaClassSM Stateroom

These 130 serene double-occupancy staterooms, each with a private veranda, cater to your love of the spa life. Located high above it all, near the AquaSpa[®] relaxation room, the Solarium and the Persian Garden. Pamper yourself and indulge in life's luxuries.

Stateroom: 195 sq ft Veranda: 54 sq ft

- Priority seating in Blue, a specialty restaurant created just for AquaClass guests that also serves complimentary healthy continental breakfast daily
- Double occupancy only
- Premium ship location (Deck 11) close to the AquaSpa[®]
- Plentiful in-room amenities, including:
 - Hansgrohe[®] shower panels
 - Aroma scent selections
 - Pillow menu to customize your night's sleep
 - Complimentary bathroom amenities
 - Daily deliveries of bottled water and teas
- A Personal Spa Concierge to arrange AquaSpa treatments
- Plush AquaClass Frette bathrobes and slippers
- Enhanced personal care products
- Free, unlimited access to the Persian Garden and Relaxation Room
- Special programming and wellness classes
- Floor-to-ceiling sliding glass doors
- Sitting area with sofa
- 32" LCD television
- Vanity
- Veranda with lounge seating



C1 **C2[†]** **C3**

Concierge Class

Concierge Class is offered by no other premium cruise line. These veranda staterooms, set in the most desirable locations of each ship, come with a wealth of soothing comforts and amenities that exemplify our dedication to the art of indulgence.

Stateroom: 194 sq ft Veranda: 54 sq ft

- Special check-in counter
- Complimentary welcome champagne
- Express luggage delivery
- Fresh fruit and flowers
- Nightly delivery of hors d'oeuvres
- Pillow menu to customize your night's sleep
- Floor-to-ceiling sliding glass doors
- Sitting area with sofa
- 32" LCD television
- Vanity
- Hansgrohe[®] massaging showerhead
- Veranda with lounge seating
- Some staterooms may have a trundle bed



FV

Family Ocean View Stateroom with Veranda

Stateroom: 575 sq ft Veranda: 53 or 105 sq ft

- Floor-to-ceiling sliding glass doors
- Sitting area with sofa convertible to trundle bed
- Privacy partition
- 32" LCD television
- Master bedroom
- Second bedroom with one twin bed
- Veranda with lounge seating



SV

Sunset Veranda

Location, location, location. Located aft of ship.

Stateroom: 194 sq ft Veranda: 54 sq ft

- Stateroom same layout as Concierge Class
- Floor-to-ceiling sliding glass doors
- Sitting area with sofa
- 32" LCD television
- Vanity
- Veranda with lounge seating
- Some staterooms may have a trundle bed

1A **1B** **1C** **2A**
2B **2C[†]**** **2D[†]**

Deluxe Ocean View Stateroom with Veranda

Stateroom: 194 sq ft Veranda: 54 sq ft

- Stateroom same layout as Concierge Class
- Floor-to-ceiling sliding glass doors
- Sitting area with sofa
- 32" LCD television
- Vanity
- Some staterooms may have a trundle bed

07 **08[†]**

Ocean View Stateroom

Stateroom: 177 sq ft

- Window
- Sitting area with sofa
- 32" LCD television
- Vanity
- Some staterooms may have a trundle bed



09 **10** **11** **12**

Inside Stateroom

Stateroom: 183 - 200 sq ft

- Sitting area with sofa
- 32" LCD TV
- Vanity
- Some staterooms may have a trundle bed



Left: An elegant meal at Blue onboard Celebrity SolsticeSM; a quiet moment in the Persian Garden.

*Private bar is not complimentary.
[†]Some staterooms are wheelchair accessible.
^{**}Partially obstructed veranda view.
[‡]Obstructed veranda view.
 Furniture configuration shown may vary in staterooms with third- and fourth-guest capacity. All measurements are approximate.

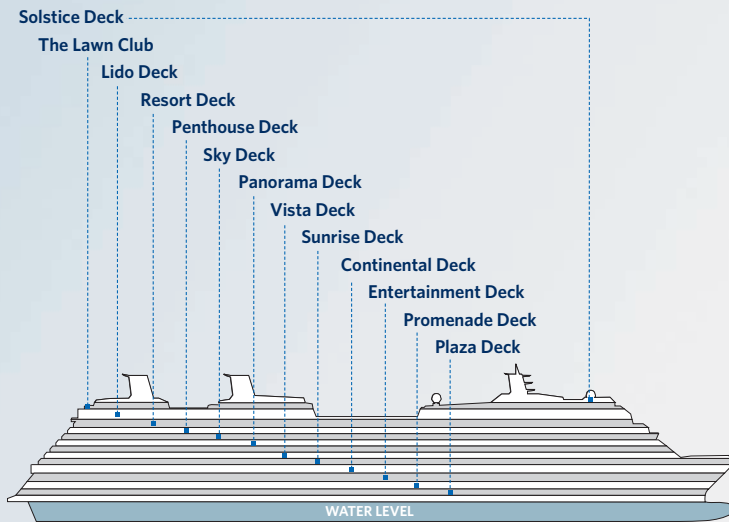
Celebrity SolsticeSM Deck Plans

Celebrity SolsticeSM Class



Highlights

- The Lawn Club
- Fortune's Casino
- AquaSpa[®] by Elemis[®]
- Cellar Masters
- Michael's Club
- Entertainment Court
- Martini Bar & Crush
- Sky Observation Lounge
- Solstice Theater
- Four Specialty Restaurants
- Galleria Tastings
- AquaClassSM Staterooms
- The Hot Glass ShowSM
- Passport Lounge
- Fitness Center



Ship Specifications

Occupancy: 2,850
 Tonnage: 122,000
 Length: 1,033 feet
 Beam: 121 feet
 Draught: 27 feet
 Cruising Speed: 24 knots
 Electric Current: 110/220 AC
 Ship's Registry: Malta

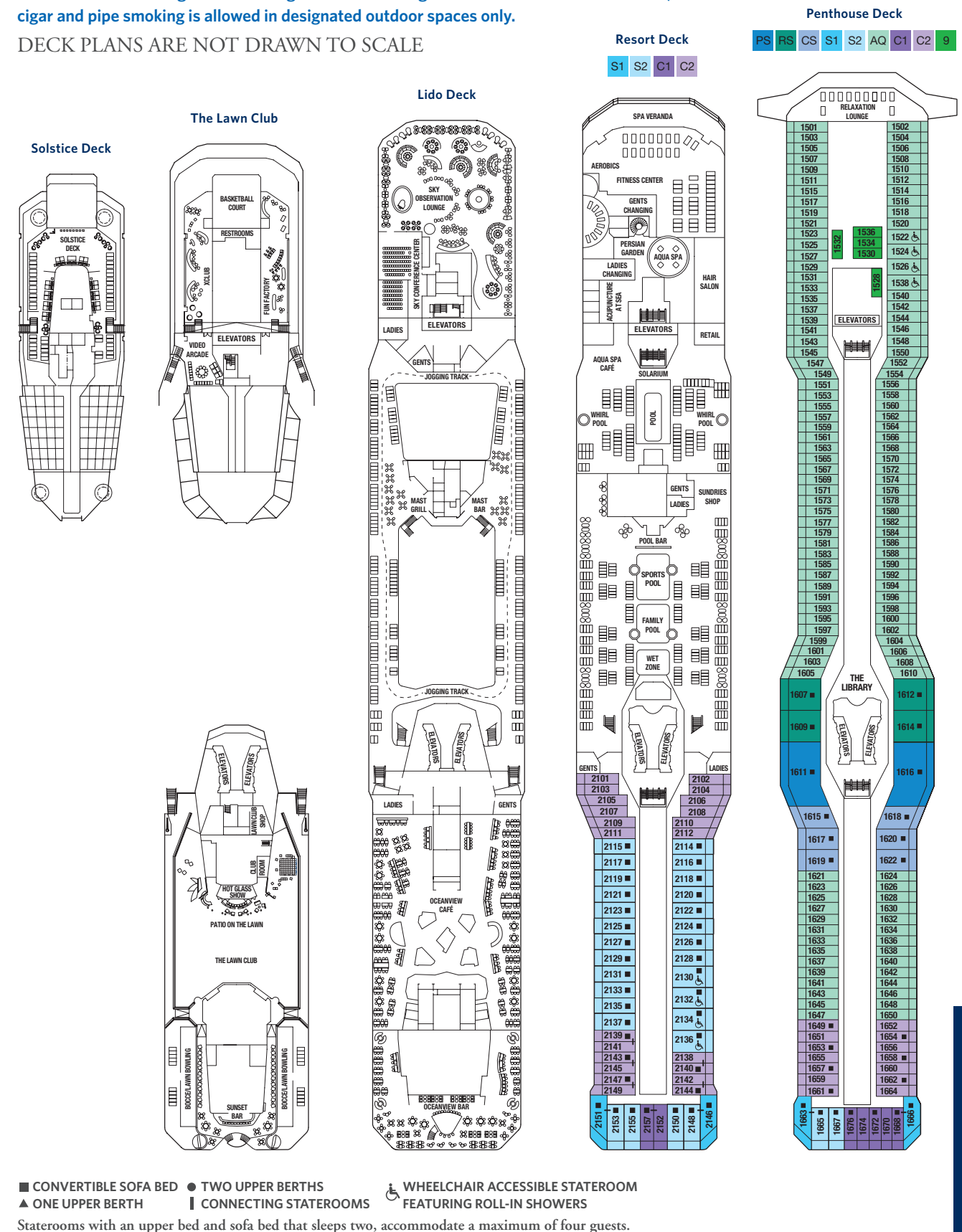


Above: Celebrity Solstice.
 Left: Enjoying a good game on The Lawn Club; finding time to relax in the balmy sun.

New Smoking Policy

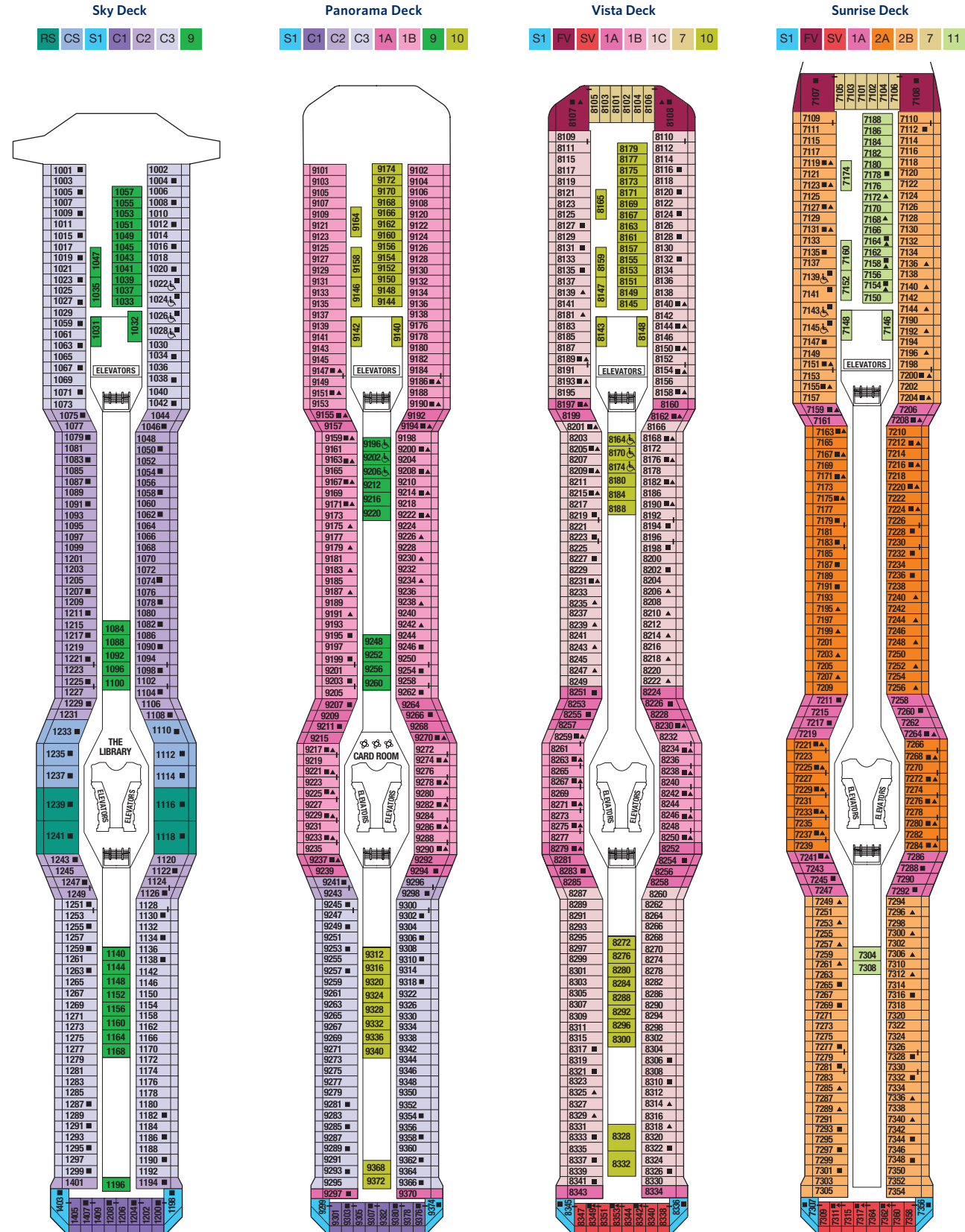
Celebrity Cruises has adopted a new policy on smoking that will result in a cleaner, fresher, and healthier environment on Celebrity's ships. Smoking is not permitted inside any stateroom or on any stateroom veranda. Cigarette smoking is limited to designated indoor and outdoor venues, while cigar and pipe smoking is allowed in designated outdoor spaces only.

DECK PLANS ARE NOT DRAWN TO SCALE



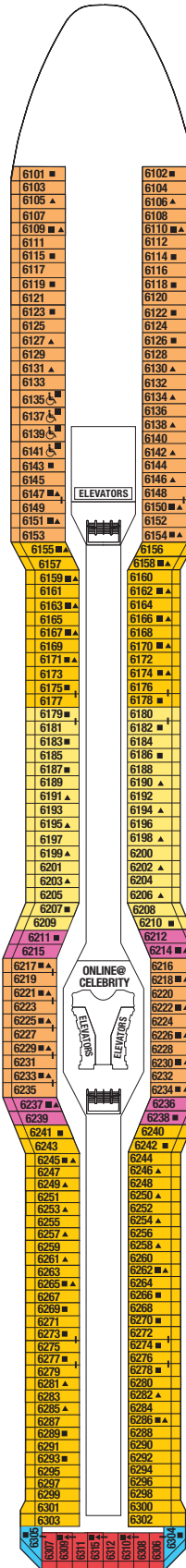
Celebrity SolsticeSM Deck Plans (continued)

Celebrity SolsticeSM Class

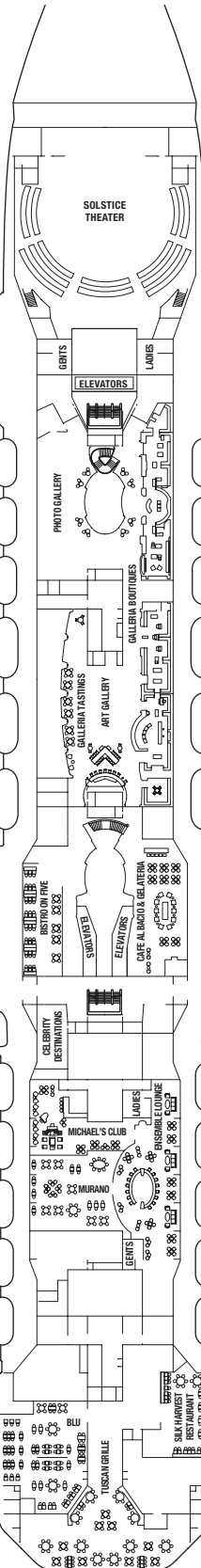


DECK PLANS ARE NOT DRAWN TO SCALE

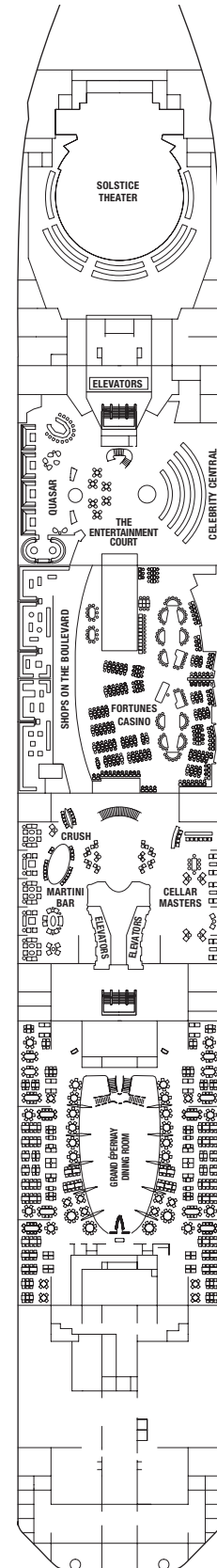
Continental Deck
S1 SV 1A 2B 2C 2D



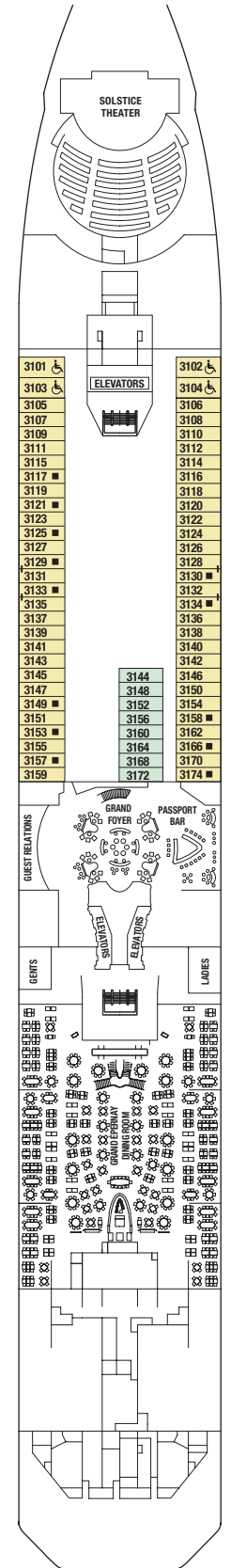
Entertainment Deck



Promenade Deck



Plaza Deck
8 12



2C Deluxe Ocean View Staterooms have partially obstructed veranda views. 2D Deluxe Ocean View Staterooms have obstructed veranda views.