



2024 INGHAM COUNTY FAIR

July 29—August 3

Youth Department—MICHIGAN STATE UNIVERSITY EXTENSION

4-H -- YOUTH PROGRAMS



INGHAM COUNTY 4-H STAFF—Glenda Weiss & Rachel Sheff, Extension 4-H Program Coordinator

Phone: 517-676-7207

<https://www.canr.msu.edu/ingham/4-h/>

Additional 4-H resources for fair on our website: report forms; project guidelines; superintendent forms; judging schedules

Judging Schedule

The following judging schedule is an overview of the fair, please be certain to review the detailed information in the project area that you enter. Also note deadlines prior to fair for creative writing, scholarship applications, special awards, etc.

7/16, 7/18, 7/20, 7/22			Shooting Sports
7/20	Saturday	9 a.m.	Dogs
7/21	Sunday	TBD	Radio Controlled Cars
7/21	Sunday	TBD	Rockets
7/26	Friday	1:30 p.m. - 4:30 p.m.	Foods & Nutrition
7/26	Friday	6 p.m.	Cats
7/26	Friday	8:30 a.m. to noon	Fine Arts
7/27	Saturday	11:30 a.m.—1:30 p.m.	Club Projects
7/27	Saturday	Noon —1:00 p.m.	Horticulture/Floriculture
7/27	Saturday	Noon—1:30 p.m.	Woodworking
7/27	Saturday	9:30 a.m. – 11:30	Science
7/27	Saturday	8:40 a.m.—11:30 a.m.	Clothing & Textiles
7/27	Saturday	Noon – 3 p.m..	Arts & Crafts
7/27	Saturday	9 a.m. to noon	Photography
7/27	Saturday	9 a.m.	Personal Development
7/27	Saturday	11:30 a.m.—5:00 p.m.	4-H Still Life Sale—Entrepreneurship
7/27	Saturday	Noon - 3:00 p.m.	Communication
7/27	Saturday	5 p.m. - 6 p.m.	Crops
7/27	Saturday	9 a.m. – 11 a.m.	Cloverbuds
7/29	Monday	7:00 p.m.	Shooting Sports Awards
7/31	Wednesday	6 p.m.	Still Life Auction—Shirley Clark Pavillion

Youth Department Rules

1. Participation in 4-H Youth Department is open to youth who are members in 4-H or FFA chapters. Fair entries & fees are due by June 20, no latecomers will be able to show & receive ribbons in the 4-H Department.
2. Cloverbud members (5-7 year olds) & all regular members (8-19 year olds) will complete a single entry. Members should enter under only one 4-H club (the computer will not allow you to enter under two club names).
3. Participation in 4-H Department is limited to members 5-19 (4-H age). 4-H members who are 5-7 years old & registered in 4HOnline may exhibit in **Cloverbuds only**. See Cloverbud page for judging schedule.
4. Youth wristband cost is \$5.00 sibling wristband is \$5.00 for the week.
5. The Fair will charge a \$10.00 fee for replacement of **LOST** 4-H wristbands. If wristband is torn or mutilated & turned in to the Fair Office, it will be replaced at no charge. Wristband must be worn on **wrist** & be tight enough to not slip off.
6. Exhibits brought in according to judging schedule.
7. Ribbons will be given according to placing marked in the judge's records. All

8. Exhibits will be graded A, B or C & will be given suitable ribbons upon project pick-up on Sunday 8/4. **THE JUDGE'S RECORDS ARE FINAL.**
8. Entries are not limited per Class unless otherwise specified.
8. Food Exhibits: Members must bring a complete item for judging (pie, cake, bread, etc., or as described for specific Class). **Picture is required on project report form for display in club booth.**
9. **4-H members may not show the same project in more than one Fair in the same year. Participation in 4-H Youth Department is open to youth who are members of Ingham County 4-H or FFA Chapters.**
10. ****NO JUDGE SHALL JUDGE ANY EXHIBIT IN WHICH SHE/HE HAS A FINANCIAL OR IMMEDIATE FAMILY INTEREST**.**
11. All 4-H/FFA judging is done by the Danish system (A, B, C rating). This means that exhibits are judged on their merits instead of against each other. Judges rate each exhibit into A group (blue ribbon), B group (red ribbon), or C group (white ribbon). This is not a 1-2-3 placing as such - every exhibitor gets a ribbon of some kind. There is no rule as to the percentage of A, B, or C ratings given in any one area. Although it is possible that all exhibits in a given class could get the same rating (i.e., all blues, all reds, or all whites), it is unlikely for that to happen in too many classes. In general, an exhibit would rate a blue award if it meets all or a high percentage of the criteria accepted as the "standard of excellence" of quality &/or workmanship. A red award group might contain those exhibits that were inconsistent in the quality of the various characteristics or generally of average quality & workmanship. A white award designates poor quality or not a completed project.
12. The Management reserves to itself the sole & absolute right to settle disputes & misunderstandings arising out of premium awards or any phase of enterprise of the Fair without claim for damages. A ribbon placed on an entry is no guarantee of an award. We must be governed strictly by the records of the Judge's sheets.
13. In project areas that do not have conference judging, judges are usually available after placings are recorded to discuss their evaluation with members who would like to know more. This should be done in the presence of the Superintendent & the judge's placing will not be changed. Under no circumstances should a leader or a member or a parent be confrontational, verbally harass, or argue with a judge or a Superintendent, nor complain to people in the area. Complaints & suggestions are taken to MSU Extension, 4-H staff. Please remember that showing at the Fair implies that you are asking for the judge's opinion & agreeing to accept it. See Enforcement & Handling Disputes.
14. Conference Judging: The purpose of conference judging is to further clarify the work that was done by the 4-H member in projects, and what was learned. We consider this interaction an opportunity for members to learn from the evaluator. If members cannot be present for conference judging (in areas that have it), they are asked to notify the superintendent as to the reason. In this case, we ask judges to evaluate the exhibit on its own merits. In project areas where members are asked to sign up ahead of time for a judging time slot, those who do so will be given priority for the appointment time over members who simply show up - the walk-ins will be worked into the judging schedule.
15. Club booths are for the intention of exhibiting projects. No sale of projects allowed out of club booths.
16. "Best Overall", "Best of Show" and "Honorable Mention" may each be awarded to up to 10% of the total entries shown in a project area, at the judge's discretion. If, in their opinion none of the exhibits should be recognized as "Best Overall", "Best of Show" and "Honorable Mention", no such designation should be given.
17. All evaluated projects must remain in the exhibit barn until exhibits are officially released on Sunday except those sold in the Still Life Sale.

18. All projects are to be the exhibitors work and not previously exhibited.
19. Any form of labeled packaging, including etching, of a controlled substance (alcohol, tobacco, etc.) is not allowed to be a part of an exhibit.
20. Group Projects allowed where designated.

Conduct of Exhibitors

1. Youth Exhibitors at the Fair are subject to the rules set by the 4-H Fair Committee of the Ingham County 4-H Council.
2. Members should wear neat, clean outfits & appropriate footwear.

Release of Exhibits

1. Still exhibits may be picked up from the club booth by the exhibitor or club representative on Sunday, at the close of fair from 8:00 a.m. until noon. Exhibits remaining at noon will become property of the 4-H Still Life Committee.
2. Fair Management & 4-H staff **ARE NOT** responsible for exhibits left after **Noon Sunday, August 4th**.

ENFORCEMENT & HANDLING DISPUTES:

The project superintendent or his/her designated representative reserves the right to reject any exhibit in violation of rules. This includes specific project rules printed in this Fair book contained under general or specific project sections. Should there be a dispute regarding handling of a 4-H rule violation the complainant should first:

1. Contact the appropriate superintendent or his/her representative & discuss concerns to determine if rules have been violated.
2. If there is not satisfaction with the determination or resolution of the rules violation, a committee consisting of the superintendent, the designated MSU Extension staff member & three representatives (as determined at the July meeting) from the 4-H Still-Life Committee shall be designated to collectively review the rule violation.
3. The 4-H/Fair liaison shall be kept informed of what decisions are being made should it be considered this may impact the Fair management/board.
4. The dispute resolution should be handled as quickly as possible. Situations occurring at the fair should be handled at the fair when possible.
5. Complaints regarding the conduct of an exhibitor should be addressed by 4-H staff & fair manager. All sanctions or disciplinary actions to be carried out by 4-H staff or fair management (as appropriate to the situation).
6. **Infractions that involve breaking the law will be turned over to law enforcement.**



4-H/FFA Cats



Superintendent – Jamie Snow , 517-712-9657
 Please visit the Ingham County Cat Program Webpage for contact information
<https://www.canr.msu.edu/ingham/4-h/animal-projects/cats>
Friday, July 26, 2024 Registration 5:30 p.m., Judging 6:00 p.m.—Shirley Clark Pavilion

Rules: (Exhibitors should review all General Rules and Animal Health Regulations)

- | | |
|--|---|
| <ol style="list-style-type: none"> 1. ALL CATS MUST WEAR HARNESS & LEASH TO THE JUDGING AREA 2. Exhibitors must show a vaccine record to the show clerk during registration. The vaccine record must include an up-to-date rabies and 3-in-1 vaccine for each cat exhibited and must be signed by a veterinarian or be on veterinary letterhead. 3. For reasons of safety and wellbeing, pet carriers are recommended for transporting your cat to and from the Pavilion. 4. No cats with nursing kittens. 5. <u>Absolutely no kittens under 4 months of age.</u> 6. All members are encouraged to maintain continuous records of your cat project. Please enter your project in Record Keeping, see Personal Development, Recordkeeping. | <ol style="list-style-type: none"> 7. All members are encouraged to develop and present a feline-related DEMONSTRATION. To enter your demonstration project- see Communications, Presentation Skills. 8. Teen Leaders are encouraged to enter a Cat-related project in Personal Development, Teen Leadership. 9. Special "Feline Purrsonality Awards" will be per the judge's discretion. 10. First Place Showmanship winners in each age category are invited to the 'Small Animal Little International Showmanship Competition' during Fair week. You will receive an informational packet at the end of the Cat Show. 11. Please visit our 4-H Webpage above for information parents are encouraged to help at this time. |
|--|---|

Breed Class					
1st – 5th placing in each section, and a Best/Reserve in Show					
Class					
33.01	Purebred, age 4 months and older	33.02	Household, age 4 months and older		
Showmanship					
33.03	Member age 8-11	33.04	Member age 12-14	33.05	Member age 15 up
49.24	Cloverbuds 5-7 , Enter in Cloverbuds. See Cloverbud page for more information				
Costume					
Fun awards to be given at Judge's discretion					
33.06	Costume Class – All ages (Cat only, or cat and Exhibitor together)				
Notebook and/or Poster					
An award will be provided for one best of show notebook in each age category.					
33.07	Member age 8-11 notebook	33.08	Member age 12-14 notebook	33.09	Member age 15 & up notebook
33.10	Member age 8-11 poster	33.11	Member age 12-14 poster	33.12	Member age 15 & up poster



4-H/FFA Dogs



Superintendent – Laurie Griffith (517) 285-9938
Judging: Saturday, July 20, 2024: 9:00 a.m. Crops
 Check-in & vet check 9:00 a.m. Crops
 Agility: 9:30 a.m., Fun Ring 10:30 a.m. Ash Street Arena weather permitting
 Obedience, Rally & Showmanship Crops 11:00 am
 County-Wide Pot Luck Lunch 12:00-12:30
 Cloverbuds, and Misc. Classes: 1:00 PM

Rules: (All exhibitors should review General Rules and Animal Health Requirements)

- Dog Leaders: 2024 May 1st Forms (this form has been updated) for all dogs must be into the Ingham County 4-H Office, no later than May 1, 2024.** Mail / drop off to 4-H Extension Office, PO Box 319 121 E. Maple St Mason, MI 48854. May 1st form can be found on 4H website: <https://www.canr.msu.edu/ingham/4-h/animal-projects/dogs>
- Rabies certificates and vaccination records must be included with May 1st forms.**
- Members (individually or as immediate family) must own the dog being exhibited, or have approval by superintendent and a lease form on file prior to May 1, 2024.**
- Members enter the same classes on May 1st Forms as on regular 4-H fair entry.
- Judges decision is final. Members (not parents or leaders) are encouraged, at the end of judging, to ask Judge about areas of improvement.
- When applicable, American Kennel Club (AKC) rules and procedures will apply.
- Notebooks are acceptable as exhibits only when accompanied by a poster. Poster does NOT need to be accompanied by a notebook. The Educational poster is the main project piece. Subject should be age appropriate.
- Member's must show in B Class, if the member OR dog has received any non-4-H training (training from a person not currently registered as a 4-H leader/volunteer) or participated in any exhibitions, including 4-H (Included by another person). If the member has previously shown in 4-H at a level, they may enter with a different dog but must enter the B class.

- If dog has any performance title or working certification (CGC, Herding, barn hunt, therapy dog, etc.) a more advanced class than the level of the title/certification must be entered. (ex= dog with a CGC certification must show in an off leash class, not Beginner Novice or Pre-Novice)
- Members may only enter one exhibit in each: Educational Poster, Junior Handling and Showmanship, and Miscellaneous Classes. Members may exhibit in a total of five classes in Performance Sections: Obedience, Agility, and Rally Obedience.
- Members may show a total of two dogs within the entry limits. (May 1st forms and rabies for both dogs must be sent in by May 1, 2024)
- Members may have only one entry per class per section.
- Member / dog teams may only exhibit two years at the same Performance class level (A first year, B second year or twice in B)
- Personal appearance of both member and dog will be evaluated in each class. See 4-H guidelines as to appropriate member attire. Dogs will be evaluated based on overall grooming.
- Members are encouraged to develop and enter a demonstration or other presentation about dogs. To enter see Presentation Skills.
- Times listed above are estimated start times. Two rings will be utilized after completion of agility. Events will NOT start before the posted time.
- Members will be expected to help with set up and tear down.
- Cloverbuds may only exhibit in three classes within the Cloverbud section. (Educational Poster, Obedience, and Showmanship)**
- Many training and educational opportunities are announced or done through the Facebook page "Ingham County 4H Dog Project"

Best of Show Ribbons awarded to the highest score in each performance class, Best overall showman, high scoring individual overall, best in each Miscellaneous class & Best Service Dog. Reserve Best in Show ribbons will be awarded to the second highest score in each performance class and the second highest scoring overall.

Best of Show Ribbons, High Point Awards, Reserve Hi-Point awards, Best Handler and Performance Class Placements sponsored by :
 Dr. Brian Killian, "Cornerstone Chiropractor, a Hand and Foot Specialist"

"Teddy" Award for Outstanding Ingham County 4H Dog Project Member sponsored by RG Kennels
 in Honor of CH Wrights RG Tears of the Sun, CD, RE, MDD, ANBDD, CGC TDI "Teddy"

One Leader nomination narrative per club (one page maximum) to be received at the 4-H Office by June 30, 2024

Educational Poster

Share skills and knowledge gained in this year's project activities (feeding, breeds, training, showing, veterinary science etc.) Specific requirements are available at the 4-H Office. Class will be divided by age: 8 -11, 12-14, 15-19. Name, Age, Resources and Years in project must be on back of poster.

Class:

35.01	Educational Poster
-------	--------------------

Performance Classes

1st – 4th placements will be awarded in each performance class. High Scoring in Trial and Reserve High Scoring in Trial will be awarded for highest cumulative points for all three performance sections

High Scoring will be awarded for each Performance Section (Obedience, Agility and Rally Obedience)

Obedience

A grooming examination will be included in the evaluation of the animals. No member may participate in any level for more than two years.

Pre-Novice classes (21206 and 21207) are the SAME as Novice EXCEPT for being all on leash, including the second heel pattern.

For Beginner Novice Class (21208), it must be the first year in Obedience for BOTH Dog and Member. Judged by AKC class guidelines.

35.02	Advanced Graduate Novice	35.07	Pre Novice A
35.03	Graduate Novice	35.08	Beginner Novice
35.04	Novice B	35.09	Pre Novice Team (4handlers, 4 dogs)
35.05	Novice A	35.10	Brace Novice (one handler, two dogs)
35.06	Pre-Novice B	35.11	Open Obedience

Agility					
<i>A grooming examination will be included in the evaluation of the animals. No member may participate in any level for more than two years.</i>					
35.12	Advanced Standard Agility: (Off leash. 12 weaves, all contact equipment, and double jump)	35.15	Beginner Standard Agility: (On leash, with dog walk, broad jump & A Frame, no teeter)		
35.13	Novice Standard Agility: (Off leash with 6 weaves, dog walk, A Frame, teeter, broad jump)	35.16	Advanced Jumpers with Weaves (OFF leash. No Contact equipment. Includes jumps, 12 weaves, tire, chute, tunnel, table and double jump)		
35.14	Beginner Jumpers with Weaves (ON leash. No Contact equipment. Includes jumps, 6 weaves, tire, chute, tunnel, table and broad jump)				
Rally Obedience					
<i>A grooming examination will be included in the evaluation of the animals. No member may participate in any level for more than two years.</i>					
35.17	Rally Excellent B: (Off leash with two jumps)	35.19	Rally Advanced B: (Off leash with one jump)	35.21	Rally Novice B: (On leash no jumps)
35.18	Rally Excellent A: (Off leash with two jumps)	35.20	Rally Advanced A: (Off leash with one jump)	35.22	Rally Novice A: (On leash no jumps)
Junior Handling and Showmanship					
<i>Medals awarded: 1st –Gold, 2nd – Gold, 3rd Silver, 4th and 5th – Bronze</i>					
35.23	8-11 Yrs.	35.24	12-14Yrs.	35.25	15-19 Yrs.
Miscellaneous Classes					
Best in Show Ribbons awarded in each class					
35.26	Pet Dog	Member demonstrates a quality bond with the pet dog and knowledge of the project through interview judging that may include short display of tricks and other skills taught to the dog.			
35.27	Trick Dog	Member and dog team are evaluated on creativity, quality, degree of difficulty during a 1 minute performance			
35.28	Costume Class	Not divided by age. Judged on creativity, difficulty/effort and originality. Member may be a part of the overall costume.			
35.29	Fun ring	Not divided by age. Fun course combining rally obedience and agility skills, with some fun twists. No agility/rally experience needed			
Service Dog					
Members must be officially in a service or guide dog puppy raising program. Approval by Superintendent required					
Member demonstrations social and training skills under a variety of distractions as would be found in the life of a Service Dog					
35.30	Young Puppy	6 months-under 9 months			
35.31	Adolescent Puppy	9 months to under 1 year			
35.32	Mature Puppy	1 year and older			
Cloverbuds					
49.25	Showmanship, Cloverbuds 5-7 , Enter in Cloverbuds. See Cloverbud page for more information				
49.14	Poster, Cloverbuds 5-7 , Enter in Cloverbuds. See Cloverbud page for more information				
49.37	Pre-Novice Obedience (with sit exam instead of stand for exam), Cloverbuds 5-7 , Enter in Cloverbuds. See Cloverbud page for more information				
49.36	On Leash Obedience Cloverbuds 5-7 , Enter in Cloverbuds. See Cloverbud page for more information				





4-H Still Life Sale



Ingham County 4-H Still Life Sale Committee

Superintendent- Janel Horrocks-Boehmer

Chairperson- Janel Horrocks-Boehmer – 517-449-7345

Sale: Wednesday, July 31, 6:00 PM

Shirley Clark Pavillion


Rules

1. Entry in the 4-H Still Life Sale is open to youth exhibiting and judged in the following Still Life 4-H Youth areas - Needlework, Culinary Arts, Fine Arts, Folk Arts – Crafts, Photography, Agriculture, Floriculture, Horticulture, Science, or Demonstrations – Communications.
2. Members exhibiting a Still Life project must make entry in the respective project area and Entrepreneurship when completing Fair sign-up and will be judged in both areas. Members should enter all their projects in the respective areas and make an entry in Still Life Sale—Entrepreneurship, one per project in the still life sale.
3. A project must be conference judged and earn a blue ribbon at the project level in order to be consigned and sold in the Still Life Sale. While this is not meant to be limiting, the expectation is that exhibitors produce quality projects that they can take pride in respective to their age and ability. If a youth that is exhibiting in Entrepreneurship cannot attend conference judging they must contact the superintendent and write a written report explaining all facets of their project.
4. Each member will need to complete a Project Report form (if required) and a 4-H Market Plan for a project consigned to the Ingham County 4-H Still Life Sale.
5. In Entrepreneurship, the exhibitor must participate in conference judging with their 4-H Market Plan. They should **not** bring the associated project to judging.
6. Exhibitors must make a final check-in after completing judging in both areas to confirm they will sell their project. A verification of judging results from the project area and Entrepreneurship must be handed in to the Sale Superintendent in the ICF Community Bldg. on Saturday, July 27 from 11:00 am to 5:30 pm confirming that the exhibitor wishes to sell the specific project.
7. Each exhibitor consigning their project will complete a card during check in with a description of their project to be read as their project sells.
8. **Two projects per exhibitor may be entered and sold in the 4-H Still Life Sale. (Exhibitors may only go through the sale twice.)**
9. The exhibitor is responsible to get their project to the sale ring and to present their own project as it is sold.
10. No one under the age of 18 may bid on any still exhibits in the auction.
11. Illegal substances and items associated with illegal substances for minors (i.e. beer bottles) may not be used for or portrayed in 4-H projects.
12. Any food or **horticulture** item sold in the auction must be a duplicate of the food or horticulture project entered by the exhibitor for judging. (See the Crops and Horticulture/Floriculture pages for exceptions.)
13. Food and horticulture items sold in the Sale must be prepared within 24 hours of the Sale, so that it arrives fresh to the buyer immediately after purchase. (Ex: If you exhibit muffins in Foods and Nutrition on Friday, the same muffin recipe should be made again within 24 hours of the Sale on Wednesday.)
14. Foods sold must follow Michigan Department of Agriculture's Michigan Cottage Food Law. No canned meat or products that must be kept hot or cold for food safety.
15. Project specific Guidelines
 - a. All food items must be whole or at least a full dozen and must have the recipe attached on a 3.5"x5" or 5"x7" card. All food items must have been properly stored and meet all food safety standards.
 - b. Photographs must be enlarged to 5" by 7" or 8" by 10" and matted in order to sell.
16. Both the project to be sold and its 4-H Market Plan will be displayed in the Still Life Sale Area in the 4-H Still Life building.
17. If a 4-H Market Plan and Project is conducted by a group of youths (2 or more), the project is awarded as one project, sold as one product, and the money received will be divided evenly among that group of consignors. Each exhibitor must produce their own 4-H Market Plan unique to them and their contribution to the project. Consigned group projects will be counted as one project for each exhibitor and therefore each may consign one other project.
18. The 4-H Still Life Sale Superintendent and 4-H Still Life Sale Committee will supervise the Entrepreneurship and Sale process including salability of the projects.
19. It is each exhibitor's responsibility to identify and contact potential buyers for their project in the auction.
20. All money bid for an item will be given to the respective exhibitor with a 3% commission (of the gross sale of the project) or a minimum of \$1.00 and a maximum of \$50.00 deducted to cover Sale expenses.
21. Products should be displayed in a way to enhance and showcase the item (i.e. food items placed in a basket or on a plate with a decorative cloth or doily under the item, jewelry hung on a display form, etc.)
22. All sale items, except duplicate food, horticulture and floriculture entries, must be on display in the 4-H Still Life Building Sale area and remain on display until designated release time. The actual floriculture and food items exhibited must be replaced with a photograph.
23. The Ingham County 4-H Still Life Sale will follow a live auction format.
24. Projects will only be sold once.
25. Transactions will be in the form of cash or check (personal or business) written to the Ingham County 4-H Still Life Sale.
26. Thanking buyers must be carried out after the Sale is completed. Exhibitors will not thank buyers verbally, in written form or with any item during the Sale which disrupts the attention as the Sale proceeds.
27. Sale items will be released on Saturday, August 3, between 6:30 pm and 8:30 pm, with the exception of perishable products that will be released upon purchase on Wednesday after the Sale.
28. **Exhibitors are required to write thank you letters to their buyers.**
29. Personalized thank you notes must be completed and turned in to 4-H Headquarters or the 4-H Office in the Hillard Building. Addresses for buyers will be made available on Thursday after the sale. Your thank you note will be mailed for you.





4-H Clothing and Textiles



Superintendent – Abigail Holderread 517-899-6243
Judging: Saturday, 8:40—11:30 AM July 27th Shirley Clark Pavilion

Awards follow the Danish System: blue ribbon, red ribbon, white ribbon
 Additional awards given: Best Overall- ribbon; Best of Show- ribbon; Honorable Mention- certificate
Best Overall ribbons sponsored by Ingham County Farm Bureau, 700 W. Ash Street, Mason, MI 48854

Sewing			
Rules:			
1. If a garment on exhibit has two or more parts, these are to be entered together as one entry.	2. Pattern picture and Guide Sheet must accompany each exhibit, placed in a plastic bag and attached to hanger.	3. Exhibit should be completely constructed by the member.	4. All garments/items must be in plastic bags before being turned in.
5. All clothing and garments must be on hangers.	6. A completed project report must accompany each entry (Clothing Construction, Buymanship, Recycling/Repurposing, and/or Fiber Arts Report Form).	7. Members may exhibit multiple items in more than one class.	8. Pillows to be judged on needlework should be entered in appropriate class (needlework, weaving, quilting, etc.)
	Ages 8-11	Ages 12-14	Ages 15 & over
Beginners Construction: <i>First year:</i> Simple slacks, skirt or dress or other sewn article, simple T-tops or vests, aprons. Show samples of seams, and either gathering, casing or some type of band (waistband, neckband, sleeve, etc.). <i>Second year:</i> Slacks, or skirt and vest, dress, nightwear, sportswear, parka, game vests, etc. Use either zipper or button holes or set-in sleeves, but not necessarily all three. May use some top stitching. These skills to be added to previously learned skills. <i>---Third year:</i> Same as above, but advancing skills and techniques.			
	36.01	36.02	36.04
Intermediate Construction: <i>4-6 years of experience:</i> Sportswear, sports gear, nightwear, daytime wear (using more complicated patterns and/or fabrics); or sewing collection 2 or 3 items.			
	N/A	36.03	36.05
Advanced Construction: <i>Seven or more years of experience:</i> Sportswear, outerwear, eveningwear, daytime, business wear and/or development of a wardrobe. Demonstrate more advanced construction techniques using more complicated patterns and/or fabrics.			
	N/A	N/A	36.06
Buymanship			
The exhibitor will purchase 2-3 items of clothing, creating a new outfit to enhance their wardrobe. Accessories may be added to complete the outfit. Exhibitors should record their costs, savings, reason for selection, fabric content, laundering requirements, combinations, and uses of the clothing items and/or accessories in the Buymanship Report Form.			
1. The Buymanship Report Form <u>must</u> be completed. Report Forms are available from the 4-H Office. Receipts for purchases should be included.	2. The clothing items must be presented during conference judging along with the Buymanship Report Form. Have everything neat, clean, pressed, and polished.	3. The clothing in this class should be represented in the Report Form with 4-6 pictures illustrating the outfit and opportunities for blending it with your existing wardrobe. At least one photo should have you modeling/wearing the outfit. Be able to discuss with the judges your choices, value, cost, quality of construction and fabric, combinations, and uses.	
	Ages 8-11	Ages 12-14	Ages 15 & over
Buymanship	36.07	36.08	36.09
Recycling/Repurposing			
1. Exhibitor will repurpose clothing or fabric item(s) to create a new item of clothing or an accessory (i.e. pillow, purse, apron, etc.). 2. The item(s) <u>must</u> be presented during conference judging along with the Recycle/Repurpose Report Form and <u>must</u> include a before picture and description of the original item's use, costs, savings, reasons for selection, fabric content, laundering requirements, combinations, and uses of the new item.			
	Ages 8-11	Ages 12-14	Ages 15 & over
Recycling/Repurposing	36.10	36.11	36.12
Fiber Arts			
	Ages 8-11	Ages 12-14	Ages 15 & over
Quilting – Quilts, wall hangings, table runners, etc.	36.13	36.17	36.21
Stuffed Articles – Pillows, animals, toys, etc.	36.14	36.18	36.22
Needle work – Counted cross stitch, crochet, knitting, needle point. The back of all cross stitch exhibits must be visible for the judge to inspect OR detailed photo(s) of the entire cross stitch back must be included in the project report form.	36.15	36.19	36.23
Other (not listed) – All other fiber arts not already listed: Latch hook; Felting; Baskets (Cloth); Weaving (pot holders, placemats, scarves, rugs, etc.); Any other article (crewel, plastic canvas, etc.)	36.16	36.20	36.24



4-H Foods and Nutrition



Superintendent – Jan Barnett 517-589-9384

Judging: Friday, July 26th, 1:30-4:30 PM, Community Building

Awards follow the Danish System: blue ribbon, red ribbon, white ribbon

Additional awards may be given: Best Overall- ribbon; Best of Show- ribbon; Honorable Mention- certificate
Best Overall ribbons sponsored by Ingham County Farm Bureau, 700 W. Ash Street, Mason, MI 48854

Foods and Nutrition

Judging: Conference judging will take place **Friday, July 26th**, at the following times, according to last name:

A-J 1:30-2:30 PM, K-R 2:30-3:40 PM, S-Z 3:40-4:30 PM (if you have a conflict with this schedule, come when you are able between 1:30-4:30 PM)

Rules:

1. Members must prepare their own exhibits, no family/group projects.
2. "Year of Project" for entries refers to the number of years a member has been in the specific food project (i.e. pies, dairy foods, specialty, etc.). This is not necessarily the same as a member's number of years in foods overall.
3. Exhibits must include the 4-H Food Project Report Form, fastened securely to the exhibit. Include a photo of the exhibit on the report form.
4. No raw meat, fish, or poultry.
5. Member must bring a whole pie, cake, casserole etc. or the correct number of cookies, rolls, candies, etc. as indicated in the section description for judging. Report forms, including photo, will be used for display in club booths.
6. Hot foods need to be kept hot (140 degrees or above) and cold foods need to be kept cold (40 degrees or below).
7. Best of Show from each age group held until the end of judging for Best Overall Designation. Be prepared to keep food either hot or cold.
8. 4-H Members exhibiting any food product may not use ingredients, flavoring, or seasoning that are illegal for that 4-H Member (of 4-H age) to possess in the State of Michigan .

	Ages 8-11	Ages 12-14	Ages 15 & over
Appetizers or Beverages	37.01	37.14	37.27
Soup or Salad	37.02	37.15	37.28
Breads	37.03	37.16	37.29
Main Dish	37.04	37.17	37.30
Cakes (Exhibit whole cake)	37.05	37.18	37.31
Cookies (Exhibit 6 cookies)	37.06	37.19	37.32
Candies or Brownies (Exhibit six 1-inch or larger pieces) <i>Molded candies should be entered in Decorated Molded Candies.</i>	37.07	37.20	37.33
Nutritious Foods – Recipe and/or test in Food Project Report form must indicate changes made in a recipe or a special recipe (i.e. low fat, fat free, low salt, cholesterol free, etc.).	37.08	37.21	37.34
Specialty Foods –Michigan farm products, foreign or cultural foods, early American (recipe pre-1940), decorative foods, etc.	37.09	37.22	37.35
Dairy Foods –Overall recipe must include at least two <u>real</u> dairy products (milk, cream, yogurt, cheese, sour cream, butter, etc.).	37.10	37.23	37.36
Outdoor Foods –This project includes cooking for camping, open-fire, reflector oven, pit cooking, grilling, or packed lunches.	37.11	37.24	37.37
Educational Foods – Youth will learn and demonstrate the basic principles of preservation, preparation, and related topics for current food and nutrition area. A notebook, poster, and/or 3-D display will express their knowledge gained in this area.	37.12	37.25	37.38
Pies (Exhibit whole pie)	37.13	37.26	37.39

Decorated Foods

Judging: Conference judging will take place **Friday, July 26th**, at the following times, according to last name:

A-J 1:30-2:30 PM, K-R 2:30-3:40 PM, S-Z 3:40-4:30 PM (if you have a conflict with this schedule, come when you are able between 1:30-4:30 PM)

Rules:

1. Youth will learn and demonstrate the basic principles of decorating foods and cakes using their skills and techniques for food preparation and visual enhancement.
2. Decorated cakes using star tip techniques are limited to first and second years in project. No tier cakes until 3rd year.

	Ages 8-11	Ages 12-14	Age 15 & over
Artificial Cakes (1 st year)	37.40	37.51	37.62
Artificial Cakes (2 nd year or more)	37.41	37.52	37.63
Decorated Mixes in a Jar (1 st year)	37.42	37.53	37.64
Decorated Mixes in a Jar (2 nd year or more)	37.43	37.54	37.65
Decorated Foods (1 st year) – fun cakes, shaped cakes, cookie houses, cracker houses, gingerbread houses	37.44	37.55	37.66
Decorated Foods (2 nd year or more) – fun cakes, shaped cakes, cookie houses, cracker houses, gingerbread houses	37.45	37.56	37.67
Decorated Molded Candies (1 st year; minimum 6 pieces)	37.46	37.57	37.68
Decorated Molded Candies (2 nd year; minimum 6 pieces)	37.47	37.58	37.69
Decorated Cookies (1 st year; minimum of 6 cookies)	37.48	37.59	37.70
Decorated Cookies (2 nd year or more; minimum of 6 cookies)	37.49	37.60	37.71
3-Dimensional Article/Figure Exhibit (3 rd year or more in project; 3 pieces)	37.50	37.61	37.72

Food Preservation

Judging: Conference judging will take place **Friday, July 26th**, at the following times, according to last name:

A-J 1:30-2:30 PM, K-R 2:30-3:40 PM, S-Z 3:40-4:30 PM (if you have a conflict with this schedule, come when you are able between 1:30-4:30 PM)

Rules:

1. Each exhibit must be labeled on the container with the exhibitor's entry number. Do **not** put the member's name on label. Each jar or container should be labeled with date of processing. Label is to be prepared by the member.
2. Include recipe with exhibit. Recipe should include directions, how the exhibit was processed, and how long it was processed. Note: Entries without this information will be marked down one grade.
3. Suggestion: Bring frozen foods in insulated container to maintain quality. Pack an extra jar or two of your processed foods in case seals break during transport.

4. Food must be sealed and in standard containers for the type of processing. Exhibits in non-standard containers will be marked down. Seals will be checked. Entries will be marked down one grade if they have not been processed in the correct amount of time or not using the correct process. Judges use the Ball Blue Book as their reference and every item is looked up. Note: All jams and jellies (except freezer jam) should be processed in a water bath.
5. Exhibits are not to be entered in decorated jars (i.e. fancy lids, baskets, etc.); this detracts from the food entry itself.
6. After Best of Show exhibits have been selected, the next three top exhibitors will be awarded a copy of the Ball Blue Book. A Judge's Choice award will be given to one exhibit overall in this Food Preservation.

Freezing

Please bring your entries in a cooler and on ice

First year in project – Single container of a fruit or vegetable.	37.73
Second year in project – One container each of a fruit and a vegetable.	37.74
Third year or more – Three containers of fruits and vegetables, all different (i.e. two fruits and one vegetable, or two vegetables and one fruit).	37.75
Three frozen products not included above – Corn on the cob, eggs, grated citrus peel, baked goods, etc. Must be 3 different types.	37.76
First year – One jar freezer jam or jelly	37.77
Second year – Two jars freezer jam or jelly of different types.	37.78
Third year or more – Three jars of freezer jam or jelly, all different.	37.79

Canning

Please enter all jars clean with rings screwed on

First year in project – Single container of fruit or vegetable (no jam or jelly)	37.80
Second year in project – One container each of a fruit and a vegetable.	37.81
Third year or more – Three containers of fruits and vegetables, all different (i.e. two fruits and one vegetable, or two vegetables and one fruit).	37.82
First year jam or jelly – One jar (may not be freezer jam or jelly)	37.83
Second year jam or jelly – Two jars of jam, jelly, preserve, conserve, marmalade, or fruit butter, each different.	37.84
Third year or more jam or jelly – One jar of jelly and one jar of jam, plus one of the following: preserve, conserve, marmalade, fruit butter or another jam or jelly.	37.85
Meat Sauces	37.86
Canned Meats – One jar	37.87
Main Dishes	37.88
Non-meat Sauces – BBQ sauce, meatless spaghetti sauce, salsa, etc.	37.89
Fruit Juice	37.90

Pickled Products

First year in project – One jar of pickles.	37.91
Second year in project – Two jars of the following, each different: relish, chutney, catsup or BBQ sauce, sweet pickle, sour pickles, etc.	37.92
Other (not listed) – <i>First year members:</i> one jar; <i>Second year and more:</i> two different jars.	37.93

Dehydration

Note different size and type of container

First year in project – One ½ pint jar of dried fruit or vegetable.	37.94
Second year in project – Two ½ pint jars of dried fruit or vegetable.	37.95
Third year or more – Three ½ pint jars of dried fruit and vegetable, all different.	37.96
Fruit Leathers – Two fruit leathers, wrapped in plastic wrap and placed in pint or quart jars.	37.97
Dried Herbs – Three dried herbs, placed in ½ pint jars, all different.	37.98
Dried Meats – Two dried meats (jerky, salami, smoked fish, summer sausage, etc.), placed in pint or quart jars.	37.99

Group Projects

Jelly, canned fruits or canned vegetables processed as a group. Exhibits must come from the same batch. Must be canned, NOT frozen.

Each entry must have recipe and directions. *First year:* one variety; *Second year:* two different varieties; *Third year or more:* three different varieties.

Jelly or Jam	37.100
Canned Fruit	37.101
Canned Vegetable	37.102



4-H Crops



Superintendent – Harvey Fanson 517-628-2213

Judging: Saturday, July 27th, 5-6:00 PM, Shirley Clark Pavilion

Awards follow the Danish System: blue ribbon, red ribbon, white ribbon

Additional awards may be given: Best Overall- ribbon; Best of Show- ribbon; Honorable Mention- certificate

Best Overall ribbons sponsored by Ingham County Farm Bureau, 700 W. Ash Street, Mason, MI 48854

Rules

1. All roots must be removed from stalk corn and stalk beans. A member may enter both 4-H and FFA exhibits, if properly enrolled in Club and Chapter (these must be separate samples).
2. Members must supply their own grain containers.
3. Conference judging recommended.
4. The member must participate in the growing and harvesting process of the crop(s) exhibited.
5. A member completing the corn and bean project last year may make an exhibit from her/his 2023 harvested project work.

38.01	Potatoes – Sixteen tubers	38.10	Soy Beans or Other Grain – One quart
38.02	Corn – Three stalks	38.11	Popcorn – Three stalks or ten ears (second or more year members may show both)
38.03	Corn – Ten ears dried-ear corn	38.12	Poster or Small Display – Showing results of field experiment.
38.04	Corn – One quart, shelled	38.13	Mounted Plants – Twenty crops or weeds and their seeds properly identified. Seeds should be included with mounted plants, when possible.
38.05	Beans (navy or soybean)– Three stalks	38.14	Mixed Hay – 1 leaf tied with twine
38.06	Wheat – One quart	38.15	Alfalfa Hay – 1 leaf tied with twine
38.07	Oats – One quart	38.16	Other (not listed)
38.08	Barley – One quart	38.17	Novelty Crop (tallest, largest, unusual shape)
38.09	Educational Display - The exhibitor will keep records and create a display of their knowledge and skills on lawn management, plant growth, chemical uses in crop science, insect, weed or disease control, crops grown in Michigan and their uses, or marketing channels of a crop from producer to consumer. Must be an individual display.		



4-H Fine Arts



Fine Arts Superintendent – Gladys Welker (517) 676-9498
Leanne Barnett (517) 589-9384

Judging: Friday, July 26th, 8:30 AM-Noon, Commercial South

Awards follow the Danish System: blue ribbon, red ribbon, white ribbon
Additional awards may be given: Best Overall- ribbon; Best of Show- ribbon; Honorable Mention- certificate
Best Overall ribbons sponsored by Ingham County Farm Bureau, 700 W. Ash Street, Mason, MI 48854

Rules:

1. All artwork must be matted on appropriate mat board, canvas or poster board. Frames with glass are discouraged.
2. All exhibits entered must be original work by the exhibitor. No kits or tracings are acceptable.
3. Entry tags must be attached to the project.
4. Report forms should be attached to each entry

	Ages 8-11	Ages 12-14	Ages 15 & over
Drawing (pencil, ink, charcoal)	39.01	39.12	39.23
Sketching (pencil, ink, charcoal)	39.02	39.13	39.24
Water Color	39.03	39.14	39.25
Oil Painting	39.04	39.15	39.26
Acrylic	39.05	39.16	39.27
Colored Pencil	39.06	39.17	39.28
Cartooning (drawing emphasis)	39.07	39.18	39.29
Calligraphy – Must be original, pen and ink. No kits, stamps, markers, etc. A member may exhibit true calligraphy work in poem or short story. Only the calligraphy will be evaluated	39.08	39.19	39.30
Mixed Medium – More than one medium used in a single piece of art.	39.09	39.20	39.31
Collection in Notebook – five or more of the same theme and same medium.	39.10	39.21	39.32
Other Works (not listed) – collage, sand painting, mosaic, drafting, computer aided design (no kits), etc.	39.11	39.22	39.33



4-H Photography



Photography Superintendent – Janel Horrocks-Boehmer 517-449-7345

Judging: Saturday, July 27, 9 AM-Noon, Community Building

Best Overall ribbons sponsored by Ingham County Farm Bureau, 700 W. Ash Street, Mason, MI 48854

Projects exhibited in Photography may be entered and sold in the 4-H Still Life Sale (see Personal Development-Entrepreneurship).

Rules:

1. Photos/prints must have been taken by the member this 4-H year (July 29, 2023 – July 27, 2024)
2. An exhibit tag must be attached to each entry.
3. Members may exhibit **a total of 4 entries** (1 entry from the "Group of 4 Photos" Division plus 3 entries from the "Automatic Camera", "Phone/Tablet", "Adjustable Camera" and/or "Edited/Altered" Divisions (with 1 entry only per class ie: you cannot exhibit 2 animal photos in the phone division)). **Evaluate and select your best.**
4. Photos are evaluated based on photographic composition standards including focus/clarity, rule of thirds, lighting, color, leading lines, perspective, depth, etc.
5. Photographs, whether digital or film, must be printed on photo quality paper. Professional/commercial processing at a lab is strongly encouraged. Home printers tend to yield a poorer quality image.
6. When the picture is enlarged or cropped, its final size must be a standard size of 5 x 7, or 8 x 10. When printing an image, it is standard practice to crop to meet the 5x7 and 8x10 size and best color may be used. These accommodations are not considered editing.
7. All photographs are to be exhibited on white or black mat board or white or black foam board and must be one inch or larger than the print on all sides. All mat edges should be clean and even. All parts of the photo must be visible. Photos should not be matted or framed. Poster board is not acceptable.
8. Edited photos should be entered in the Edited Division. Editing includes adding to, rearranging, distorting, removing, changing color, using a filter or special lenses, editing software and applications, etc. If editing work is done to manipulate the original image, note your editing and post-production techniques on a 3x5 card attached to the back of the mounting board.
9. In an effort to make judging of photographs a better learning experience for the 4-H photographer, it is strongly recommended that the photographer be present when his/her exhibit is judged.
10. Items should be judged and ready for pick-up at 2:00 p.m..
11. Photos must be 5x7 or 8x10 to be considered and qualify for selling in the 4-H Still Life Sale.

Grouping of 4 Photos	Ages 8-11	Ages 12-14	Ages 15 & over
These four images illustrate your photographic skill and represent your photographic experience for the year. Select your 4 best images, printed in 4 x 6 format, vertical or horizontal orientation, and mounted on an 11 x 14 inch foam or mat board. Images may be from any of the classes below and may represent any of the divisions.	40.01	40.02	40.03

Camera (where the Automatic setting is used) - Single Color or Black & White			
	Ages 8-11	Ages 12-14	Ages 15 & over
Photo enlargement must be in its original state and should not be altered in any way including the use of editing software and apps, removing, adding, reversing or distorting subjects, etc..			
Action	40.04	40.12	40.20
Animals	40.06	40.14	40.22
Architecture	40.05	40.13	40.21
Landscape	40.07	40.15	40.23
Macro (Focused in on a small part of a larger object. Example: stinger of a bee, stamen of a flower)	40.09	40.17	40.25
Nature	40.02	40.10	40.18
People	40.03	40.11	40.19
Still Life (Inanimate objects)	40.08	40.16	40.24

Phone or Tablet - Single Color or Black & White			
	Ages 8-11	Ages 12-14	Ages 15 & over
Photo enlargement must be in its original state and should not be altered in any way including the use of editing software and apps, removing, adding, reversing or distorting subjects, etc.			
Action	40.28	40.36	40.44
Animals	40.30	40.38	40.46
Architecture	40.29	40.37	40.45
Landscape	40.31	40.39	40.47
Macro (Focused in on a small part of a larger object. Example: stinger of a bee, stamen of a flower)	40.33	40.41	40.49
Nature	40.26	40.34	40.42
People	40.27	40.35	40.43
Still Life (Inanimate objects)	40.32	40.40	40.48

Adjustable Camera (using the aperture and shutter speed settings to capture the image) - Single Color or Black and White

	<u>Ages 8-11</u>	<u>Ages 12-14</u>	<u>Ages 15 & over</u>
Photo enlargement must be in its original state and not altered in any way including the use of editing software and apps, removing, adding, reversing or distorting subjects etc. Exhibitor is encouraged to know what settings they used to take photo during conference judging.			
Action	40.52	40.60	40.68
Animals	40.54	40.62	40.70
Architecture	40.53	40.61	40.69
Landscape	40.55	40.63	40.71
Macro (Focused in on a small part of a larger object. Example: stinger of a bee, stamen of a flower)	40.57	40.65	40.73
Nature	40.50	40.58	40.66
People	40.51	40.59	40.67
Still Life (inanimate objects)	40.56	40.64	40.72

Edited/Altered Images - Single Color or Black and White

	<u>Ages 8-11</u>	<u>Ages 12-14</u>	<u>Ages 15 & over</u>
Editing includes adding to, rearranging, distorting, removing, changing color, reversing or flipping the image, using a filter or special lenses etc. Photo produced by a camera, phone or tablet. <i>(A 3x5 note card explaining all editing techniques applied to the photo should be attached to the back of the mounting board)</i>			
Action	40.76	40.84	40.92
Animals	40.78	40.86	40.94
Architecture	40.77	40.85	40.93
Landscape	40.79	40.87	40.95
Macro (Focused in on a small part of a larger object. Example: stinger of a bee, stamen of a flower)	40.81	40.89	40.97
Nature	40.74	40.82	40.90
People	40.75	40.83	40.91
Still Life (inanimate objects)	40.80	40.88	40.96





4-H Arts and Crafts



Co-Superintendent – Gladys Welker 517-676-9498

Co-Superintendent – Leanne Barnett 517-589-9384

Judging: Saturday, July 27th, Noon—3:00 PM, Location Commercial South

Awards follow the Danish System: blue ribbon, red ribbon, white ribbon

Additional awards may be given: Best Overall- ribbon; Best of Show- ribbon; Honorable Mention- certificate

Best Overall ribbons sponsored by Ingham County Farm Bureau, 700 W. Ash Street, Mason, MI 48854

Rules:

1. No kits allowed except for LEGO style building kits and Comic Con materials.
2. Members must include a 4-H Craft Report Form for each project.
3. All members are encouraged to develop and present a demonstration in this project area. To enter a demonstration at the fair, see Communications.
4. Each exhibitor is encouraged to have one project conference judged.

	<u>Ages 8-11</u>	<u>Ages 12-14</u>	<u>Ages 15 & over</u>
Treasures From Trash – Make a useful or decorative item out of something that would have been thrown away.			
Repurposed Fabric/Clothing	41.01	41.26	41.51
Ironworking	41.02	41.27	41.52
Repurposed Wood (refinished is to be exhibited in Woodworking)	41.03	41.28	41.53
Other Treasures From Trash Items	41.04	41.29	41.54
Ceramics, Sculpture & Pottery – Any of the following techniques may be entered in Ceramics: Stain; Antiques Stain; Glazing; Under-glazing; Stain and glaze on same piece; Plaster Crafts; Porcelain. Sculpture/pottery should be free-handed original work with detailing.	41.05	41.30	41.55
Decorative Painting –The designs may be taken from a pattern or it may be an original design. Acceptable mediums to use in your project: Wood; Fabric; Framed artwork; Rocks; China; Glass, Stencil Painting	41.06	41.31	41.56
Silk & Artificial Flowers – All arrangements made from artificial and silk flowers. Arrangements may be: Topiary; Bud vase arrangement; Corsage; Wall hanging/plaque; Wedding; Holiday Decoration; Arrangement in Kitchen Container; Arrangement in Fruit or Gourds; Miniature Arrangement (under 3” x 6”); Basket Arrangement (at least 3 varieties of flowers); Arrangement for buffet, mantle, or dining table; Novelty Arrangement.	41.07	41.32	41.57
Sand Craft – Must consist of a clear glass container (of your choice) with colored sand worked into a design by the member. Be sure to indicate if you dyed the sand or if you bought pre-colored sand. Must have a seal.	41.08	41.33	41.58
Card Making – Stamping; Cricut; Iris Folding, ect.	41.09	41.34	41.59
Stamping – Poster showing a 4-step process, such as embossing, masking, stenciling, cut-outs, etc.; Stationery (3 decorated cards or stationary); Note cards (3 pieces decorated tri-fold card or other folds); Special occasion cards; Three decorated bags (holiday, birthday, etc.); Any other stamped item; Any other type of cards, not rubber stamped (ex. Cricut)	41.10	41.35	41.60
Metal Punch	41.11	41.36	41.61
Jewelry – Beads, rolled paper, etc.	41.12	41.37	41.62
Tie Dye – Batik technique (shirt or other article)	41.13	41.38	41.63
Stepping Stones – Cement items	41.14	41.39	41.64
Candles	41.15	41.40	41.65
Scrapbooking – Emphasis on visual display. Be sure to also enter project in Personal Development.	41.16	41.41	41.66
Soap and Lotion – Be sure to make sure the lotion is wrapped or in a bottle.	41.17	41.42	41.67
K’Nex or LEGO Kit – Be sure the kit is in a container so that it is easily transported.	41.18	41.43	41.68
Comic Con – This category includes any costume prop, etc.	41.19	41.44	41.69
Glass painting, etched and solder stained glass	41.20	41.45	41.70
All Holiday/Seasonal Decorations – gourds, wreaths, ornaments, etc.	41.21	41.46	41.71
Leather Craft	41.22	41.47	41.72
Cricut and Silhouette Machine Designs	41.23	41.48	41.73
Fabric Home Decorations	41.24	41.49	41.74
String Art	41.76	41.77	41.78
Other (not listed) – May include: decoupage, models, stained glass, gift wrapping, decorative painting, table setting, etc.	41.25	41.50	41.75





4-H Still Life Sale—Entrepreneurship



Judging: Bring your 4-H Market Plan for conference judging to the ICF Community Building
Saturday July 27th, from 11:30 AM-5:00 PM

Rules:

1. Judging for entries in the 4-H Still Life Sale is a **2-step process**. The project must be judged in the project area **and** then in Entrepreneurship.
2. In this Still Life marketing project, the young entrepreneur will design and produce a project under the guidelines of the following ICF 4-H-Youth Still Life projects: Needlework, Culinary Arts, Fine Arts, Folk Arts – Crafts, Photography, Agriculture, Floriculture, Horticulture, Science, or Demonstrations – Communications) that he/she can then market in the 4-H Still Life Sale. In addition, a **“4-H Market Plan”** must be completed and exhibited in Personal Development, Entrepreneurship for the specific project in order to sell that product.
3. The **“4-H Market Plan: Ages 8-11”** or **“4-H Market Plan: Ages 12 and older”** must be completed and accompany the entry. Exhibitors may expand their plan to include more detail. A copy of the Market Plan is available on the 4-H website at <https://www.canr.msu.edu/ingham/4-h/still-life-projects/personal-developmen>
4. Judging will focus on the complete market plan represented in the **“4-H Market Plan”** for each age group.
5. Projects eligible to sell in the Still Life Sale must achieve a blue-ribbon rating when judged in their respective project area.
6. Only the 4-H Market Plan will be judged. Do not bring your project to Entrepreneurship judging. You may bring a picture of your project.
7. Participants will enter a Market Plan with a specific project identified after judging and at the time of check-in for the Still Life Sale.
8. A 4-H Still Life Sale Judging Acknowledgment will be completed at each project area and handed in to the Sale Superintendent in the ICF Community Building on Saturday, July 27th, from 11:30 AM-5:00 PM to be entered in the sale.
9. The **“4-H Market Plan”** will be displayed in the Still Life Sale area, along with the project to be sold.
10. Participants may enter one or **two** projects to sell in the Still Life Sale.
11. Foods sold must follow Michigan Department of Agriculture’s Michigan Cottage Food Law. No canned meat or products that must be kept hot or cold for food safety.
12. Project specific Guidelines
 - a. All food items must be whole or at least a full dozen and must have the recipe attached on a 3.5”x5” or 5”x7” card. All food items must have been properly stored and meet all food safety standards.
 - b. Photographs must be enlarged to 5” by 7” or 8” by 10” and matted in order to sell.

	Ages 8-11	Ages 12-14	Ages 15 & over
4-H Market Plan	42.01	42.02	42.03



4-H Personal Development



Superintendent – Janel Horrocks-Boehmer 517-449-7345
Judging: Saturday, July 27th (see each area for times)

Best Overall ribbons sponsored by Ingham County Farm Bureau, 700 W. Ash Street, Mason, MI 48854

Record Keeping

Judging: Record keeping exhibits may be turned in on **Friday, July 26th, from 9 AM-2 PM** to the 4-H Headquarters Office on the fairgrounds or **Saturday, July 27th, from 9:00-11 AM** to the judging area in the ICF Community Building.

Rules:

- | | |
|--|---|
| <ol style="list-style-type: none"> 1. Members learn to keep records of personal learning experiences and accomplishments related to 4-H, FFA, school, sports, church, community, etc. 2. Members may exhibit in more than one class. Each entry must be separate. 3. Current year record keeping means records kept for the calendar year 2023-24 in one or more project areas. 4. Cumulative record keeping means a summary of your 4-H activities for each year and should include activities to date. 5. If you are using the Personal Record Book, exhibit one book and add pages. Do not submit one book per year. | <ol style="list-style-type: none"> 6. For cumulative records, each year should be clearly identified with newly added portions flagged or indicated. 7. All photos, mementos, etc. will be identified with a label dating and defining its significance. 8. Guidelines are available at the 4-H Office or at https://www.canr.msu.edu/ingham/4-h/still-life-projects/personal-development 9. Project records may be dually exhibited with the project and also in record keeping (i.e. beef record keeping, horse record keeping, computers, scrapbooking, shooting sports, etc.) Special Note: See beef record keeping and Tom Stid Memorial swine award, also. |
|--|---|

Current Year Record Keeping	Ages 8-11	Ages 12-14	Ages 15 & over
Still Life – Project log sheets first or second year in 4-H, captioned photo story, poster board, scrapbook, computer record, etc.	42.04	42.12	42.22
Animal Projects – Project log sheet, captioned photo story on poster board, computer record, scrapbook, 4-H Livestock Project Books or Horse Project Books, etc.	42.05	42.13	42.23
Personal Record – 4-H Member Record Book (4-H - 1145 or member's own), captioned photo story on poster board, computer record, scrapbook illustrating events and activities related to 4-H, FFA, school, sports, church, community, etc.	42.06	42.14	42.24
Shooting Sports Record Book	42.07	42.15	42.25
Club Records – Treasurer's records, Secretary's records, Club Historian records, any other club officer record, 4-H Ambassador, Council/Committee member- notebook, records kept, etc. (all ages)	42.08		
Cumulative Record Keeping			
County Award Forms	NA	4216	42.26
State Award Portfolio	NA	42.17	42.27
Cumulative 4-H Record – 4-H Member Record Book (4-H - 1145 or member's own), scrapbook (be sure to also enter in Arts & Crafts), computerized record, and other methods. Emphasis is on captioning photos to tell a story illustrating events and activities related to 4-H, FFA, school, sports, church, community, etc.	42.09	42.18	42.28
Cumulative Animal Record – Scrapbook, project log books, poster or story of the life of the animal.	42.10	42.19	42.29
Resume	NA	42.20	42.30
Club Activity Board – Members of a club may exhibit a poster board with a collection of photos and captions of their club activities for the year including planning meetings, demonstrations, parties, community service activities, etc. The name of the club and member's names should be included. Use foam board or mat board and may be a single, bi-fold or trifold board. Monetary awards will be given to the clubs for first and second place	42.11	42.21	42.31

Teen Leadership

Judging: Exhibitors will participate in an in-person interview, **Saturday, July 27th, from 2:00 p.m. to 3:00 p.m.** in the ICF Community Building.
Call the 4-H Office before July 25th to schedule an interview time.

Rules:

- | | | | | | | | | | | | | | |
|--|--|----------------------------------|------------------|-------------|------------------------------|----------------|--|--------------|----------|----------------------------------|-----------|-------------|--|
| <ol style="list-style-type: none"> 1. Interviews will be in person at the designated judging time. Sign up for time slots by calling the 4-H Office before July 26th. 2. The Teen Leadership Project involves many different aspects, from helping an adult leader with a specific task, to assuming a leadership role in a club. 3. Guidelines are available from the 4-H Office. 4. Dress Code: Business casual 5. Teen Leaders will talk with judges about their experiences and the inter- | <p>view will be scored on the following criteria:</p> <table border="0" style="width: 100%;"> <tr> <td style="padding: 0 10px;">a. Appearance</td> <td style="padding: 0 10px;">b. Participation</td> <td style="padding: 0 10px;">c. Interest</td> </tr> <tr> <td style="padding: 0 10px;">d. Relating during interview</td> <td colspan="2" style="padding: 0 10px;">e. Citizenship</td> </tr> </table> <ol style="list-style-type: none"> 6. Please bring any <u>two</u> of the following to have as a reference at the interview: <table border="0" style="width: 100%; margin-top: 5px;"> <tr> <td style="padding: 0 10px;">a. Scrapbook</td> <td style="padding: 0 10px;">b. Notes</td> <td style="padding: 0 10px;">c. My Teen Leadership Plan Sheet</td> </tr> <tr> <td style="padding: 0 10px;">d. Resume</td> <td colspan="2" style="padding: 0 10px;">e. Pictures</td> </tr> </table> | a. Appearance | b. Participation | c. Interest | d. Relating during interview | e. Citizenship | | a. Scrapbook | b. Notes | c. My Teen Leadership Plan Sheet | d. Resume | e. Pictures | |
| a. Appearance | b. Participation | c. Interest | | | | | | | | | | | |
| d. Relating during interview | e. Citizenship | | | | | | | | | | | | |
| a. Scrapbook | b. Notes | c. My Teen Leadership Plan Sheet | | | | | | | | | | | |
| d. Resume | e. Pictures | | | | | | | | | | | | |

	Ages 8-11	Ages 12-14	Ages 15 & over
Teen Leadership Project – See guidelines. Includes in-person interview, resume, scrapbook, pictures, notes, etc.	42.32	4233	42.34



4-H Communications



Superintendent – Debby Pincumbe 517-694-8658
Judging: Saturday, July 27th, (see below for times) Shirley Clark Pavilion

Awards follow the Danish System: blue ribbon, red ribbon, white ribbon
 Additional awards may be given: Best Overall- ribbon; Best of Show- ribbon; Honorable Mention- certificate
Best Overall ribbons sponsored by Ingham County Farm Bureau, 700 W. Ash Street, Mason, MI 48854

Creative Writing

Judging: Sign up for conference judging when project is **dropped off**. Conferencing with the judges to take place **Saturday, July 27th, from Noon-1 PM**

Rules:

- Members will learn to express their knowledge and skills in written form, either as an essay, prose, poetry, fiction, or relational original project.
- All projects must be original work done by the member.
- Projects will be returned after judging on July 27th for display in club booth.
- All exhibits should be presented in a neat, attractive manner. Entries should be legible and double-spaced. Title pages are not included in the minimum number of pages required.
- Creative Writing must be turned in to the 4-H Office by **Wednesday, July 17th, by 5 PM**. If entry tags are not available when the entry is turned in, be sure to attach a 3x5 card with exhibitor's name, address, age, 4-H club, class name and number.

	Ages 8-11	Ages 12-14	Ages 15 & over
Individual Journalism – News or feature story demonstrating knowledge of basic journalistic principles. Minimum of <u>three</u> paragraphs.	43.01	43.08	43.15
Essay – An analytical discussion of a topic. Include an introduction with a thesis, a body supporting the thesis, and conclusion. Minimum of <u>three</u> paragraphs.	43.02	43.09	43.16
Poetry – Identify form(s) of poetry (i.e. haiku, sonnet, etc.) 102- Minimum of <u>three</u> poems; 202- Minimum of <u>four</u> poems; 302- Minimum of <u>six</u> poems	43.03	43.10	43.17
Fiction – A story that demonstrates knowledge of characters, plot, and setting. Minimum of <u>three</u> pages.	43.04	43.11	43.18
Miscellaneous – Personal essay, humorous essay, biography, diary, report, etc. Minimum of <u>three</u> pages.	43.05	43.12	43.19
Cartooning – Strip, with emphasis on written word.	43.06	43.13	43.20
Play writing – One act play. Not more than <u>ten</u> pages.	43.07	43.14	43.21

Performing Arts

Learn to act out your feelings and emotions through pantomime, monologue, dialogue, plays, role-playing, improvisations, storytelling, street theater, dance, vocal, instrumental, solo or group demonstration, etc. **Members must bring their own instruments, including key boards.**

Judging: Sign up for performance time slots during conference judging on **Saturday, July 27th, from Noon-1 PM**, in the Shirley Clark Pavilion. Performances will take place from 1-3 PM.

Rules:

- Time slots will be 10 minutes in length. If your class allows more than 10 minutes for the performance, sign up for additional consecutive time slots.

	Ages 8-11	Ages 12-14	Ages 15 & over
One Act Plays – Performance time not to exceed 30 minutes. Props, backdrops, etc. must be set up prior to performance and cleared away within 10 minutes after performance. Script may be original or an existing script.	43.22	43.31	43.40
Solo or Group Dramatic Readings, Poetry, Monologues, Duo and Multiples, etc. – Performance time not to exceed 10 minutes. Material may be original or published work.	43.23	43.32	43.41
Group Vocal Performance – Must provide own accompanist or tape. Performance time not to exceed 10 minutes.	43.24	43.33	43.42
Solo Vocal Performance – Must provide own accompanist or tape. Performance time not to exceed 10 minutes.	43.25	43.34	43.43
Group Dance Performance – Must provide own accompanist or tape. Performance time not to exceed 10 minutes.	43.26	43.35	43.44
Solo Dance Performance – Must provide own accompanist or tape. Performance time not to exceed 10 minutes.	43.27	43.36	43.45
Group Instrumental Performance – Performance time not to exceed 10 minutes. Entrants must provide own instruments.	43.28	43.37	43.46
Solo Instrumental Performance – Performance time not to exceed 10 minutes. Entrants must provide own instruments.	43.29	43.38	43.47
Other (not listed)	43.30	43.39	43.48

Folk Patterns

Judging: Bring projects for conference judging to the ICF Community Building on **Saturday, July 27th, from 10:30 AM. - 12:30 PM**

Rules:

1. Members learn to research and keep records of historical significance to themselves and their family through exhibiting Folk Pattern projects.
2. All exhibits must be accompanied by a notebook that gives information on the a) background of the project, b) why the project is special to the mem-

- ber, c) how the collection was gathered, and d) unique information that the member learned doing the project.
3. Guidelines and resources for this project can be found under the 4-H Folk Patterns project on the County 4-H website: <https://www.canr.msu.edu/ingham/4-h/still-life-projects/personal-development>.

	Ages 8-11	Ages 12-14	Ages 15 & over
Genealogy and Family History – Learn to collect and document your family history through family trees, photos, stories, interviews, and heirlooms.	42.35	42.38	42.41
People and Cultures – Discover people groups, their world, nationalities, cultures, religions, history and more.	42.36	42.39	42.42
Other (not listed)	42.37	42.40	42.43

Family Living & Safety

Judging: Bring projects for conference judging to the ICF Community Building on **Saturday, July 27th, from 10:30 AM. – 12:30 PM**

Rules

1. The member will demonstrate the importance of personal and family living skills as he/she gains knowledge and skills related to home management, personal improvement, emergency preparedness, and health.
2. Construction techniques, drawings, photos, etc. should be used to illustrate

- your project in the before and after stages.
3. All entries in this Family Living & Safety require a notebook documenting the project AND a poster or display illustrating the project.
4. Members may exhibit in more than one class. Each entry must be a separate entry with its own notebook and poster or display.

	Ages 8-11	Ages 12-14	Ages 15 & over
Personal Development – Career exploration; Community service project; Personal grooming; Conflict management; Civic engagement/government education	42.44	42.49	42.54
Home Designs – Fun with home furnishings: place mats, pillows, table setting, decorative accents, framed picture(s) or lighting plan for rooms; Home improvement suggestions: arranging furniture, room or house plan with furniture arrangement, color schemes, etc.; Home design: design a house floor plan.	42.45	42.50	42.55
Money Management - Consumerism or Management for You: comparison shop and determine which product to buy, such as type or brand of camera; Money in Your Life: financial plan showing completed activities, savings plan with goals, or special financial study worked out with leader.	42.46	42.51	42.56
Health, Safety and Emergency Preparedness – Physical fitness: activities, events or programs; Safety: fire prevention, snow-mobile safety, safety in the home, motorcycle safety, farm safety, bicycle and automotive safety, weather safety; First Aid: medical self-help.	42.47	42.52	42.57
Other (not listed)	42.48	42.53	42.58

Collections

Judging: Bring projects for conference judging to the ICF Community Building on **Saturday, July 27th, from 10:30 a.m.-12:30 p.m.**

Rules:

1. Exhibitors must be prepared to answer questions on these topics: Background of the project; Why the project is special to the exhibitor; How the collections was “organized for display”; Unique information that was learned during the project
2. Repeat collection MUST include at least 5 new items, with appropriate information.

3. Minimum of 5 items and a notebook or report sheet must remain on display.
4. Entries may include: Coins, stamps, postcards, patches, sports trading cards, miniatures, models, figurines, dolls, stuffed animals, or other related project.

*A locked display case will be provided upon request.

	Ages 8-11	Ages 12-14	Ages 15 & over
Collection	42.59	42.60	42.61



Presentation Skills

Judging: Sign up for time slots, conference judging on **Saturday, July 27th, from Noon-1 PM**, Shirley Clark Pavilion. Presentations will be judged from 1-3 PM

Rules:

- | | |
|--|---|
| <ol style="list-style-type: none"> 1. Learn to express yourself through oration, body movements, gestures, and visual presentation as an individual or team with demonstration, public speaking and/or oral interpretation skills. 2. Member must enter on entry form as for all other projects. 3. Teams of two or more members classed by age of the oldest member. 4. Presentations may be, but are not limited to, public speaking and oral interpretation. 5. Total time limit: not more than 10 minutes. | <ol style="list-style-type: none"> 6. Members must set up their own presentation and furnish the necessary equipment. 7. Leave visual aids on display in club booth. 8. We are willing to work with you if you have a scheduling conflict due to judging of other projects. We will follow the schedule for those who sign up ahead of time and work in others as time allows. 9. Sample score sheets are available online, at the 4-H Office, or by calling the Communications Superintendent. Begin early and practice, practice, practice. |
|--|---|

	<u>Ages 8-11</u>	<u>Ages 12-14</u>	<u>Ages 15 & over</u>
Individual Presentation/Demonstration	43.49	43.54	43.59
Team Presentation/Demonstration	43.50	43.55	43.60
Other (not listed)	43.53	43.58	43.63


Video Communications

Judging: Sign up for time slots, conference judging on **Saturday, July 27th, from Noon-1 PM**, Shirley Clark Pavilion. Presentations and Video Communications will be judged from 1-3 PM

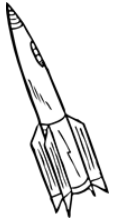
Rules:

- | | |
|---|---|
| <ol style="list-style-type: none"> 1. Learn to express yourself through oration, body movements, gestures, and visual presentation as an individual or team with demonstration, public speaking and/or oral interpretation skills. 2. Member must enter on entry form as for all other projects. 3. Teams of two or more members classed by age of the oldest member. 4. Total time limit: not more than 10 minutes. | <ol style="list-style-type: none"> 5. Members must set up their own presentation and furnish the necessary equipment. 6. We are willing to work with you if you have a scheduling conflict due to judging of other projects. We will follow the schedule for those who sign up ahead of time and work in others as time allows. |
|---|---|

	<u>Ages 8-11</u>	<u>Ages 12-14</u>	<u>Ages 15 & over</u>
Individual Presentation/Demonstration	43.64	43.75	43.86
Team Presentation/Demonstration	43.65	43.76	43.87
One Act Play	43.66	43.77	43.88
Solo or Group Dramatic Readings, Poetry, Monologues, Dou and Multiples, etc.	43.67	43.78	43.89
Group Vocal Performance	43.68	43.79	43.90
Solo Vocal Performance	43.69	43.80	43.91
Group Dance Performance	43.70	43.81	43.92
Solo Dance Performance	43.71	43.82	43.93
Group Instrumental Performance	43.72	43.83	43.94
Solo Instrumental Performance	43.73	43.84	43.95
Other (not listed)	43.74	43.85	43.96



4-H Rocketry and Radio Controlled Vehicles



Superintendent – Jason Meade 517-719-3303
 Awards follow the Danish System: blue ribbon, red ribbon, white ribbon

Rocketry

Judging: Exhibitors must bring model and launching rockets Time, Date and Location TBD

Rules:

- | | |
|--|---|
| <ol style="list-style-type: none"> Exhibitors will gain fundamental knowledge of rocketry through construction, design and/or launching parameters. No rockets constructed entirely from kits allowed. A flight record of two flights is required for maximum points. Rocket engines are prohibited at model judging. | <ol style="list-style-type: none"> First year rocket launchers may use only plastic fins. Models are to be finished for display in a way that demonstrates improvement from previous entries. A display stand may be used but is not required. Engine size is taken into account for the “highest launch” award, at the judge’s discretion. |
|--|---|

Class	Ages 8-11	Ages 12-14	Ages 15 & over
Model Rocket – Any rocket that does not contain an engine. (Judged first so it can be used for launching or a backup)	44.01	44.03	44.05
Rocket Launch – Members will launch after registration and safety demonstration. Three is preferred (could be adjusted depending on the number of exhibitors), be prepared for three launches. Repairs to damaged rockets may be made on site. Alternate rockets to replace lost rockets are acceptable, but changes in design and power must be noted. Bring your own launching supplies and repair kit. A launching pad is provided. All safety rules will be in effect.	44.02	44.04	44.06

Radio Controlled Vehicles

Co-superintendent: Brad House 517-490-9159
Judging: Date, time and location to be announced in Cloverleaf

Rules:

- | | |
|---|---|
| <ol style="list-style-type: none"> Allowed vehicle size is 1/10th and 1/16th scale. Members are limited to two class entries. Performance in heat races will determine the participation in the championship race. The number of participants determines the number of heats. Participants may have a break of up to 10 minutes between heats for repairs. | <ol style="list-style-type: none"> Members must stay on the driving platform during the competition. Only electric vehicles permitted, NO GAS. Youth may share vehicles. Youth may utilize a department vehicle. If two youth are using the same department vehicle and are competing in the championship race the youth who performed better in the heat will use the original shared vehicle. The competition course will be a road course and fit within a 40’ by 60’ minimum area. See the Ingham County 4-H webpage for more information. |
|---|---|

	Brushed Motor				Brushless Motor			
	2 Wheel Drive		4 Wheel Drive		2 Wheel Drive		4 Wheel Drive	
	Ages 8-13	Ages 14 and up	Ages 8-13	Ages 14 and up	Ages 8-13	Ages 14 and up	Ages 8-13	Ages 14 and up
1/10 th Scale Vehicle Off Road	44.07	44.10	44.13	44.16	44.19	44.22	44.25	44.28
1/16 th Scale Vehicle Off Road	44.08	44.11	44.14	44.17	44.20	44.23	44.26	44.29
Drag Racing	44.09	44.12	44.15	44.18	44.21	44.24	44.27	44.30





4-H Horticulture/Floriculture



Judging: Saturday, July 27th, Noon– 1:00 pm Family Fun Pavilion

Awards follow the Danish System: blue ribbon, red ribbon, white ribbon
 Additional awards may be given: Best Overall- ribbon; Best of Show- ribbon; Honorable Mention- certificate
Best Overall ribbons sponsored by Ingham County Farm Bureau, 700 W. Ash Street, Mason, MI 48854

Flower Gardening

Rules:

- All flowers exhibited must be grown by the member, except where noted by class.
- Members are asked to stay with their exhibit to talk to the judge.
- All exhibits must be accompanied by a Project Report Form found on the 4-H website at <https://www.canr.msu.edu/ingham/4-h/still-life-projects/plant-science> and an exhibit tag attached.
- It is recommended that exhibits shown in narrow necked bottles are not taller than half the length of the stem of specimens exhibited.
- Flowers grown from bulbs such as gladiolas, and dahlias are NOT considered annuals. These specimens have their own separate class.
- Alterations to live exhibit specimens are prohibited (i.e. paint, dyes, glitter, etc.)

Annual Flower – Specimen over 3½” in diameter: show one flower with foliage attached; Specimen under 3½” in diameter: show three flowers with foliage attached. Flowers may be different colors. When a stem has more than one bloom, all specimen must be under 3½” in diameter (i.e. Cosmos).	45.01
Annual or Perennial Flower Educational Display – A poster or report describing any flower subject related to the growing/cultivation of annual or perennial flowers with specimen bloom(s) with foliage attached (see specimen guidelines class 67100). Recommended for third year and older.	45.02
Perennial Flower – Specimen over 3½” in diameter: show one flower with foliage attached; Specimen under 3½” in diameter: show three flowers with foliage attached. Flowers may be different colors. When a stem has more than one bloom, all specimen must be under 3½” in diameter.	45.03
Garden Bouquet or Collection – Five or more different varieties including foliage, not to exceed 4 stems of one variety. Annuals and/or perennials may be used.	45.04
Dahlia – Specimen over 3½” in diameter: show one flower with foliage attached. Specimen under 3½” in diameter: show three flowers with foliage attached. Flowers may be different colors.	45.05
Gladiolas – Best specimen bloom with foliage attached	45.06
Roses – Best specimen bloom with foliage attached	45.07
Other (not listed)	45.08

Flower /Ornamental Arrangements

Flower Arrangement – Home Grown Flowers	45.09
Flower arrangement – Purchased Flowers	45.10
Ornamentals – One plant grown by member, including trees, shrubs, nursery stock, roses and other living plants in a container. Can be accented with fresh, silk, or fiber material.	45.11
Dried Arrangements – Dried flowers and other materials (pods, seeds, etc.)	45.12
Corsage – Using natural flowers and/or dried materials	45.13
Seasonal/Holiday Decoration – Using fresh or dried materials	45.14
Decorative Ornamental Arrangement – Using ornamentals, such as ornamental corn, gourds, etc.	45.15
Educational Exhibit – Single-member exhibit, consisting of notebook or poster display on propagation, pruning, mulching, marketing, bedding plants, forcing twigs, sequence of flowering hotbeds, indoor greenhouses, collection of pressed specimens of flower, shrubs, ornamental or landscape.	45.16
Container Garden, Hanging Basket or Porch Box – One specimen or collection of specimens (annuals and/or perennials)	45.17
Wild and Weedy Arrangement – Use weeds/wildflowers (i.e. Queen Anne’s Lace) alone or with traditional garden flowers.	45.18

Indoor Gardening

Exhibitor should specify on attached entry tag or card the length of time plants have been growing while in the member’s possession.

Houseplant – One flowering or foliage plant that can live in a house year-round. Member must have cared for exhibit for at least three months.	45.19
Indoor Bulb, Corm, Tuber, etc. – One pot	45.20
Dish Garden, Planter, Terrarium – Member must have cared for exhibit for at least three months.	45.21
Cactus or Succulent Collection – Minimum of 5 varieties. Member must have cared for exhibit for at least three months.	45.22
Display and Poster – Related to indoor gardening project.	45.23

Herbs

All specimens must be grown by member.

One Variety – A bunch with five sprigs, six inches long, on a plate and labeled.	45.24
Best Display of Fresh Cut Herbs – Five or more kinds of herbs, culinary and/or medicinal. May be in water is container, if hidden in display.	45.25
Best Display of Dried Herbs – Five or more kinds, culinary and/or medicinal.	45.26
Best Container of Potted Herbs – Five or more kinds of herbs or five or more varieties of one kind of herb. Each herb must be labeled. May be culinary and/or medicinal.	45.27
Medicinal Herbs – Creams and capsules	45.28

Vegetables

Judging on boxes of vegetables will be on quality of vegetables. Members should make an attempt to arrange vegetables neatly in box. For all classes, follow 4-H Bulletin 1175, Selecting Vegetables for Exhibit, unless stated otherwise.

Rules:

- | | |
|--|--|
| <ol style="list-style-type: none"> 1. All vegetables, fruits, and other plants or plant products are to be GROWN BY THE MEMBER. Vegetables must be labeled according to variety on a scorecard sheet available at the 4-H Office. Judging sheets should be completed before exhibits are shown, to save time the day of judging. 2. Members must follow guidelines in <u>4-H Bulletin 1175, Selecting Vegetables for Exhibit</u> for instruction on number, size, and preparation of specimens. | <ol style="list-style-type: none"> 3. Conference judging is recommended. 4. All members are encouraged to exhibit specimens of fruits and vegetables in open class, following the rules and regulations listed in the premium book. 5. Green Thumb award – Best Overall, may be given to the person with the most entries in horticulture or the best-looking vegetables (judge's decision). |
|--|--|

First year member (9-12 years old) – One plate of one variety of one kind of vegetable.	45.29
First year member (13 years old and over) – Three plates, one each of three kinds of vegetables	45.30
Second year member and above (13 years old and under) – Three plates, one kind of vegetable per plate.	45.31
Second year member and above (14 years old and over) – One box of five or more kinds of vegetables.	45.32
Second year member and above – Not less than four labeled varieties of one kind of vegetable (i.e. Squash: Acorn, Butternut, Hubbard, etc.).	45.33
Third year member and above – One box of five or more kinds of vegetables. Vegetables to be displayed in appropriate box or basket.	45.34
15 years old and over – Best container judged on appearance, but will be judged on variety and quality of specimens. Only one specimen of a variety need to be exhibited. Judge may touch, if needed.	45.35

Fruits

Exhibit five specimens of apples, pears, or peaches, or four bunches of grapes, or six specimens of plums, or one pint of blueberries on a plate.

Members 13 years old and under	45.36
Members 14 years old and over	45.37

Fun with Vegetables

All vegetables in section must be home grown. Scale on sight for classes 68400-68404.

Largest Potato (by weight)	45.38
Largest Hard-Stem Pumpkin (by weight)	45.39
Largest Watermelon (by weight)	45.40
Largest Summer Squash (by weight)	45.41
Largest Winter Squash (by weight)	45.42
Vegetable Oddities – Unusual or odd shaped vegetables. May exhibit more than one.	45.43
Vegetable Creation (13 years old and under) – Make animals, faces, people, etc. out of vegetables. No carved vegetables, but be creative. Judged on originality and workmanship.	45.44
Vegetable Creation (14 years old and over) – Make animals, faces, people, etc. out of vegetables. No carved vegetables, but be creative. Judged on originality and workmanship.	45.45

Cherry Tomato Plants

As an individual or a small group (less than 6), grow a Cherry Tomato plant from planting to fruiting.

Judging: conference-judging using the Danish system. Additional certificates awarded for: Most cherry tomatoes on the plant, single largest cherry tomato, and largest cherry tomato plant overall.

- | | |
|--|---|
| <ol style="list-style-type: none"> 1. Plants may be started as seed or as transplants and must be grown in a container that is able to be transported. 2. Cherry tomato plants can be of any variety, but that variety must be noted | <ol style="list-style-type: none"> 3. on a card with the plant. Plants must be brought to the judging area. 3. All exhibitors of a group entry must be present during judging |
|--|---|


Cherry Tomato Plant	45.46
----------------------------	-------

Educational, Experimental and Plant Science Exhibit


The Exhibitor will gain fundamental knowledge and skills in horticulture by developing and displaying an exhibit that utilizes the experimental and plant science topics, such as:

- | | |
|--|---|
| <ul style="list-style-type: none"> • Designing an experimental project including variety, comparisons, fertilizer trials, pesticide trials, mulching trials, irrigation trials, and pollution studies. • Constructing containers, mini-gardens, or plant collections such as pressed specimens or collection of seeds of vegetables. | <ul style="list-style-type: none"> • Producing a propagation experiment. Experimental or innovative exhibits are welcome. • Illustrating seed germination, parts of seeds, or before and after use of home landscaping with vegetables and herbs (photos). • The actual display of the exhibit, experiment, collection, etc. is judged and should be well defined and illustrated. |
|--|---|

Members 13 years and under	45.47
Members 14 years and over	45.48
Exhibit prepared by two or more 4-H members – Members must enter this class on individual entry form.	45.49



4-H Science



Superintendent – Kristin Poley 269-625-5989

Judging: See each section for dates and times

Awards follow the Danish System: blue ribbon, red ribbon, white ribbon

Additional awards may be given: Best Overall- ribbon; Best of Show- ribbon; Honorable Mention- certificate
Best Overall ribbons sponsored by Ingham County Farm Bureau, 700 W. Ash Street, Mason, MI 48854

Veterinary Sciences

Judging: Exhibitors must bring projects for conference judging to the ICF Community Building on **Saturday, July 27th, from 9:00-Noon.**

Rules:

1. The 4-H Veterinary Science project can introduce youth to the broad scope of veterinary medicine. 4-H members can learn about basic animal anatomy, physiology, sanitation and causes of disease and immunology for livestock as well as pets. This project is for members who are already enrolled in a live animal project area, as well as for those who don't own an animal and are not involved in an animal project.
2. 4-H Veterinary Science Bulletins can be used as guidelines. Exhibitors should chose to develop an educational presentation that demonstrates knowledge in one of the areas such as animal anatomy, physiology, sanitation,

- tion, causes of diseases, immunology, etc. Suggested topics include, but are not limited to: body structure (bones, organs, etc.), breed characteristics, disease prevention and control, grooming, health management (immunizations, parasites, first aid, etc.), sanitation (facilities, waste), nutrition and feeding, reproduction, genetics, animal safety, etc.
3. All exhibits must be science-related. Examples include: posters, making a skeleton out of clay, preparing a series of preserved embryos to demonstrate embryo development, making papier-mâché organs, etc.
4. Members who have used computers for internet research, records, etc. are encouraged to check Science, Computers for possible exhibits.

	Ages 8-11	Ages 12-14	Ages 15 & over
Animal Grooming Techniques – Poster, notebook, display	46.01	46.07	46.13
Anatomy and Related Diseases – Poster, notebook, display	46.02	46.08	46.14
World Influence on Animal Health – Poster, notebook, display	46.03	46.09	46.15
Animal Nutrition and Related Diseases – Poster, notebook, display	46.04	46.10	46.15
Genetics and Breeding – Poster, notebook, display	46.05	46.11	46.17
Any other topic related to veterinary science – Poster, notebook, display	46.06	46.12	46.18

Entomology

Judging: Exhibitors must bring projects for conference judging to the Family Fun Zone (Midway) on **Saturday, July 27th, from 9:00-11:30 AM.**

Rules:

1. Exhibitors will learn the basic anatomy, preservation, presentation, and identification of insects and/or demonstrate their skills and knowledge of record keeping, life cycles, feeding, and related habits of the insect world.
2. Guidelines for collections can be found on the 4-H webpage at <https://www.canr.msu.edu/ingham/4-h/still-life-projects/science>

3. The recommended guidebook: Field Guide for Insects and Spiders of North America, by Arthur V. Evans.
4. Members can enter as many classes in Entomology as they qualify for.
5. Members are encouraged to develop projects related to Entomology for other project areas (Example: Art, Presentation Skills, Record Keeping, etc.)

		Ages 8-11	Ages 12-14	Ages 15 & over
Collections – Collections should be presented in standard entomology or similar type box, pinned and accurately labeled. Members may skip to higher levels from year to year, as long as the appropriate number of adult insects is displayed.				
1st Year:	10 -15 insects, showing 3 different orders.			
2nd Year	25 insects, including previous collection, showing 5 different orders, including 6-10 mounted butterflies.			
3rd Year	50 insects, including previous years' collections, showing 8 different orders, including 6-10 mounted butterflies			
4th Year	75 insects, including previous years' collections, showing 11 different orders, including 11 or more mounted butterflies.			
5th Year	100 insects, including previous years' collections, showing 14 different orders, including 11 or more mounted butterflies.	46.19	46.23	46.27
6th Year	150 or more insects, including previous years' collections, showing 16 or more different orders, including 11 or more mounted butterflies.			
Entomology Science and Special Collections – Collect, prepare, preserve, and display <u>one</u> of the following:				
1) 25 different immature insects (nymphs and larvae); 2) 25 non-insect arthropods; 3) 25 species from a single Order; 4) 10 different economic insects (pest and/or beneficial, adult and/or immature); 5) 5-10 insects and their host (1 st year of project only); 6) 11 or more insects and their host (2 or more years in project);				
7) Present or demonstrate care of live specimens: ant farm, insect zoo, etc. with records of the project; 8) Create a Field Identification Journal with photos or observations of insects. \$20 Judges Choice, best overall exhibit that deals with beneficial pest insects as pertaining to crops in Michigan- Sponsored by Ingham County Farm Bureau		46.20	46.24	46.28
Entomological Skills – Create an educational exhibit with a display that will instruct/teach about an area of entomology. The display should include a project board or poster. See webpage for guidelines. Does not include exhibit concerning honey bees or beekeeping; OR Provide illustrations /drawings showing form, habits, life cycle or other information related to insects for 5-10 insects (1 st year of project); 11-19 insects (2 nd year of project); 20 or more insects (3 rd year of project).		46.21	46.25	46.29
Beekeeping – Exhibit is to be an example of the member's learning experience with honeybees or other bee species. The exhibit may be a display, experiment, research project, or notebook on management experiences, such as construction plans, materials, costs, etc. including honey products.		46.22	46.26	46.30

Engineering

Judging: Exhibitors must bring projects for conference judging to the Family Fun Zone (Midway) on **Saturday, July 27th, from 9:00-11:30 AM.**

Rules:

- | | |
|---|--|
| <ol style="list-style-type: none"> 1. Projects may be completed as a group but each individual of the group must be conference judged independently. 2. The members will gain fundamental knowledge of electrical science, engines, and the principles and applications of engineering. 3. All engines must be mounted on a base. Chain saws and power saws must | <ol style="list-style-type: none"> 4. have blades removed for safety. All engines repaired should be in running order. 5. Members interested in safety related projects should see Personal Development, Family Living & Safety. 6. Members are encouraged to develop a presentation related to their project. See Communications, Presentation Skills. |
|---|--|

	Ages 8-11	Ages 12-14	Ages 15 & over
Electrician, Electronics, and Electrical Science – Each project will contain one or more electrical articles, created or repaired; OR an education exhibit with pictures and diagrams demonstrating an article that was created or repaired. <i>Beginning Electrician</i> – 1-2 years' experience: one article that was created or repaired. <i>Junior Electrician</i> – 3-4 years' experience: two articles that were created or repaired <i>Senior Electrician</i> – 5 years or more experience: three or more articles that were created or repaired.	46.31	46.38	46.45
Small Engines – Exhibit an article repaired or an educational display; OR Riding Mowers; OR Antique Engines. Be able to discuss methods and parts/tools used.	46.32	46.39	46.46
Renewable Energy Projects – Poster, demonstration, or model related to solar energy, hydroelectric power, wind energy, etc.	46.33	46.40	46.47
Building With LEGOs – Use LEGO products or other plastic, snap-together brands to let your imagination come to life. Build skyscrapers, vehicles, bridges, etc. that highlight engineering skills. Be able to discuss structural and foundational importance with the judge, as well as how your creativity improved the kit model design. If a kit was used or modified, exhibitor must bring the instruction sheet that came with the kit..	46.34	46.41	46.48
Use a model or freestyle your own creation of 500 pieces.	46.35	46.42	46.49
Modify an existing model or freestyle your own creation of 700 pieces.	46.36	46.43	46.50
Construct a freestyle model or use an enhanced kit of 1,000+ pieces	46.37	46.44	46.51

Computers

Judging: Exhibitors must bring projects for conference judging to the Family Fun Zone (Midway) on **Saturday, July 27th, from 9:00-11:30 AM.**

Rules:

- | | |
|--|--|
| <ol style="list-style-type: none"> 1. Members will learn and demonstrate their skills and knowledge of various computer applications. 2. Members are expected to demonstrate improvement each year in the project. 3. Members may exhibit in more than one section. Members are encouraged to base the exhibit on using computers as a tool to showcase their 4-H | <ol style="list-style-type: none"> 4. project work (examples include maintain records of pedigrees, records of member's participation and achievement in 4-H, tracking costs of projects, predicting profit or loss, preparing exhibits in other 4-H areas like record keeping or creative writing, etc.) 5. Members need to save project on a CD, jump drive, tablet, or smartphone. 6. Members should bring their own laptop/tablet/smartphone to display project, if one is needed |
|--|--|

	Ages 8-11	Ages 12-14	Ages 15 & over
Word Processing/Desktop Publishing – Create, edit, save, and print a simple document; examples include: letter to a friend or relative, a thank you letter to a buyer or ribbon sponsor, a buyer solicitation letter, a letter to 4H Council, etc. Use paragraphing, tabs, spell check, etc. (1-2 years' experience). Create a document using more advance features such as macros, math foot-notes, running headers/footers, etc. Do a mail merge or import graphic into a file, create a newsletter or brochure (3 or more years' experience).	46.52	46.57	46.62
Database and Spreadsheet <i>Database:</i> Create, edit, save, and retrieve a simple database file. Create and print a report listing all database records (1-2 years' experience). Demonstrate use of data queries; create and print data entry records and complex records; create data entry application; create multi-table forms and reports (3 or more years' experience). <i>Spreadsheet:</i> Create, edit, save, retrieve and print a spreadsheet using simple math calculations, for example a table of math problems; create a document using formulas, special functions and sample macros, for example livestock expense records (1-2 years' experience); Use more complex macros in a spreadsheet; create graphs, create a balance sheet or home finance spreadsheet (3 or more years' experience).	46.53	46.58	46.63
Graphics/Paint Programs – Create, edit, save, and print a simple drawing, diagram or illustration, for example: a promotional flyer to recruit new members into your club, an informational flyer about a specific topic; a drawing to represent your 4-H project, a poster, a banner, a calendar of events (1-2 years' experience). Create and print a more complex diagram, drawing or illustration (3 or more years' experience).	46.54	46.59	46.64
Multiple Computer Functions and Programming – Exhibit must demonstrate knowledge and use of two or more of the above sections (i.e. develop web site, power point presentation, draw a picture and import it into a word processing document, etc. OR display system, language, and program disk plus printout of software program developed by exhibitor).	46.55	46.60	46.65
Other (not listed) – Suggestions include: poster or report on the glossary of computer terms; the parts of the computer or the history of computers uses and applications of computers; a computer-related field trip to a business or library; computer careers (ID at least 5 different types of computer jobs, explaining what each does, entry salary range, and academic qualifications); the future of computers; how to design /develop a website or personal page, etc.	46.56	46.61	46.66

Science Fair

Judging: Exhibitors must bring projects for conference judging to the Family Fun Zone (Midway) on **Saturday, July 27th, from 9:00-11:30 AM.**

	<u>Ages 8-11</u>	<u>Ages 12-14</u>	<u>Ages 15 & over</u>
Science Fair – Experiment or investigation in any science-related topic, with notes, poster, display to demonstrate use of science inquiry methods and results.	46.67	46.68	46.69


Natural Resources

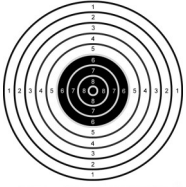
Judging: Exhibitors must bring projects for conference judging to the Family Fun Zone (Midway) on **Saturday, July 27th, from 9:00-11:30 AM.**

Rules:

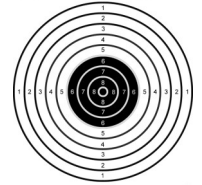
1. Learn the basic natural resources, wildflower, plant stock, environmental issues, and conservation related topics and develop an exhibit, notebook, poster or display from the skills and knowledge obtained.
2. Members may exhibit in more than one class.
3. Members are encouraged to develop a project related to Natural Resources in other project areas. (example, Art, Presentation Skills, Record keeping)
4. Guideline for sections and notebook requirements as well as the Flower, Tree, and Rocks and Minerals study sheets are available on the 4-H webpage at <https://www.canr.msu.edu/ingham/4-h/still-life-projects/science>
5. Guidelines for wildflower, forestry, and rocks and minerals projects: Ages 8-11: exhibit 15-24 specimens; Ages 12-14: exhibit 25-50 specimens; Ages 15 & over: exhibit 40-50 specimens. Wildflower, Tree, and Rocks and Minerals Study sheets from previous years must accompany the current year's submission.

	<u>Ages 8-11</u>	<u>Ages 12-14</u>	<u>Ages 15 & over</u>
Water Sciences and Aquariums – Exhibit or demonstrate how to create an aquarium habitat for a specific organism (fish, reptile, amphibian, plants, etc.). Be able to discuss specific habitat requirements necessary for your target organism and display your creativity in your aquarium design.	46.70	46.77	46.84
Wildflower and Plant Identification – Exhibit or display wildflower specimens or photographs of specimens. Identify specimens by common name, scientific name, and date of collection; OR submit 15-24 specimens within a special topic in wildflowers. This can include edible, medicinal, and poisonous wildflowers. All entries must include a poster, project board, or display and a notebook of study sheets.	46.71	46.78	46.85
Forestry – Exhibit or display leaf specimens. Identify specimens by common name, scientific name, and date and place of collection. Each specimen must have a Tree Study Sheet; OR an educational exhibit in the area of Forestry, including tree growth, forest management, etc. as a poster, project board, or display.	46.72	46.79	46.86
Fish and Wildlife and Endangered Species – Exhibit a poster or display pertaining to a kind of fish or wildlife species, habitat, or management. OR a kind of endangered species, their habitats, and /or actions being taken to preserve an endangered species.	46.73	46.80	46.87
Go Green! Environmental Issues – Exhibit a poster or display pertaining to an environmental issue. Examples include: Land (concerns, conservation, management, composting, landfills), Recycling (reducing consumption, reusing resources), Water (water quality, conservation, or management), Air (quality, pollution, or solutions to problems) Energy (alternative energy, such as wind, solar, soy or corn fuels, conservation, production)	46.74	46.81	46.88
Rocks and Minerals – Exhibit a poster, notebook, or display that relates directly to the subject area of rocks and minerals, including collections, lapidary projects, geological study, or rock hobby activity. All entries must include a notebook of study sheets for each specimen.	46.76	46.83	46.90





4-H Shooting Sports



Archery Superintendent – Corey Post 517-643-0722
 Firearms Superintendent – David O'Daniel 517-628-3018

Awards follow the Danish System: blue ribbon, red ribbon, white ribbon
 Additional awards may be given: Best Overall- ribbon; Best of Show- ribbon; Honorable Mention- certificate
Best Overall ribbons sponsored by Ingham County Farm Bureau, 700 W. Ash Street, Mason, MI 48854

Competition Dates:

Target Archery – July 16th, IC Fairgrounds
 BB, Air Rifle, and Air Pistol – July 18th, IC Fairgrounds
 3-D Archery – July 20th, Whitetail Acres (Registration from 9:00-10:00 AM)
 Shotgun, Muzzle Loading, and .22 Rifle – July 22nd, Capitol City Rifle Club (Shotgun registration at 2:00 PM)
 Awards Presentation – July 29th, 7:00 PM, Location TBD
 All registration will take place from 4:00-5:00 PM, unless otherwise noted.
 Times may be adjusted pending weather conditions.

General Rules:

- Michigan State 4-H Shooting Sports Rules will be used for all events.**
 To obtain a copy of these rules, contact a Certified Instructor, or 4-H Extension Office at 517-676-7207. Rules may also be downloaded at <https://www.canr.msu.edu/ingham/4-h/still-life-projects/shooting-sports>
- Participant's age will be determined by youth's age as of January 1, 2023
- All youth must participate in at least one practice with a 4-H certified instructor in each discipline they are entered in. Confirmation will be verified through the archery or firearms superintendent.
- Medals will be awarded for the first three places in each class.
- No coaching allowed at the firing line during any competition.
- Participant and Spectator cell phones, two-way radios, and walkie-talkies must be on vibrate or low volume, and should not be heard by competitors, range officers, or tournament staff on or near the firing line during competition.

Target Archery July 16th, IC Fairgrounds

Rules

- All participants must have their own equipment including nine (9) arrows or more in case of breakage or loss. All equipment must be inspected by the Range Officer prior to the competition.
- Bows and arrows will not be removed from the case without receiving permission from the Range Officer.
- Participants may shoot only one Target Archery Class.
- Any participant shooting with a release must enter in the Open Bow sections
- Shooters in Apprentice Classes are not eligible for the State Shoot. Bows may not have a draw weight greater than 25 pounds for Apprentice Classes and no releases will be allowed.
- The Range Officer will control the entire shooting event including, but not limited to, **SAFETY**, making decisions regarding questionable arrows, bounce outs, hanging arrows, equipment failure, repairs, late shooters, trouble at the target, and courtesy on the range

	<u>Ages 8-11</u>	<u>Ages 12-14</u>	<u>Ages 15 & over</u>
Apprentice (10 yards) – Non-competitive; not eligible for State Tournament.	47.01	47.05	47.09
Un sighted Bow	47.02	47.06	47.10
Sighted Bow	47.03	47.07	47.11
Open Bow (release)	47.04	47.08	47.12

3-D Archery

July 20th Whitetail Acres (Registration from 9:00-10:00 AM)

Rules:

- All participants must have their own equipment including five (5) arrows or more in case of breakage or loss. All equipment must be inspected by the Range Officer prior to the competition.
- Bows and arrows will not be removed from the case without receiving permission from the Range Officer.
- The Range Officer will control the entire shooting event including, but not limited to, **SAFETY**, making decisions regarding questionable arrows, bounce outs, hanging arrows, equipment failure, repairs, late shooters, trouble at the target, and courtesy on the range.
- Participants will shoot at near full-size silhouette targets at various un-
- marked distances. Shooters will have a limited time to shoot one arrow at each target, with one foot touching the marker stake. *Beginner*: maximum 15 yards; *Junior*: maximum 20 yards; *Senior*: maximum 25 yards.
- Participant and spectator cell phones, two-way radios, and walkie-talkies must be on vibrate or low volume, and should not be heard by competitors, range officers, or tournament staff on or near the firing line during competition. This is the only section where a cell phone may be used for the purpose of contacting the Range Officer in an emergency.
- Shooters may only shoot one 3-D Archery class.
- Any participant shooting with a release must enter in the Open Bow sections.

	<u>Ages 8-11</u>	<u>Ages 12-14</u>	<u>Ages 15 & over</u>
Un sighted Bow	47.13	47.16	47.19
Sighted Bow	47.14	47.17	47.20
Open Bow (releases)	47.15	47.18	47.21

Firearms

Rules:

1. Guns will inspected by a Range Officer before they are taken to the firing line.
2. After inspection, guns will remain in their case until permission is given by the Range Officer to uncase them at the firing line.
3. All participants must wear ANSI Z87.1 safety glasses while at or near the

4.

firing line. Hearing protection must be worn during all .22 cal. Rifle, Shotgun, and Muzzle Loading events.

Participants may compete in only one .22 cal. rifle event (Field Rifle or Target Rifle) and one Muzzle loader event (Traditional Muzzle Loader or Open Muzzle Loader). See rules for equipment definition.

	<u>Ages 8-11</u>	<u>Ages 9-11</u>	<u>Ages 12-14</u>	<u>Ages 15 & over</u>
BB Gun - July 18th , IC Fairgrounds	47.22	N/A	47.25	47.34
Pellet Gun - July 18th , IC Fairgrounds	N/A	47.23	47.26	47.35
Pellet Silhouette - July 18th , IC Fairgrounds	N/A	47.24	47.27	47.36
.22 cal. Field Rifle - July 22nd , Capitol City Rifle Club (Shotgun registration at 2 PM)	N/A	N/A	47.28	47.37
Traditional Muzzle Loader - July 22nd , Capitol City Rifle Club (Shotgun registration at 2 PM)			47.29	47.38
Shotgun Trap - July 22nd Capitol City Rifle Club (Shotgun registration at 2 PM)			47.30	47.39
Open .22 cal. Target Rifle - July 22nd , Capitol City Rifle Club (Shotgun registration at 2 PM)			47.31	47.40
Open Muzzle Loader - July 22nd Capitol City Rifle Club (Shotgun registration at 2 PM)			47.32	47.41
Air Pistol - July 218th , IC Fairgrounds			47.33	47.42

Shooting Sports Education

Learn the basics of shooting sports safety as well as other aspects that revolve around safe shooting practices.

Rules:

1. Projects can be turned in at the 4-H office or during one of the county shoot competitions (dates listed above). Projects must be turned in no later than the last day of competition.
2. Exhibits may consist of a poster, video or power point presentation, notebook or other display.

3.

Cloverbuds may exhibit a poster, notebook or other display (see Cloverbud page for more information).

4.

Ribbons will be presented at the Shooting Sports Awards Ceremony.

	<u>Ages 8-11</u>	<u>Ages 12-14</u>	<u>Ages 15 & over</u>
Firearm Education and Safety	47.43	47.47	47.51
Archery Education and Safety	47.44	47.48	47.52
Hunting and Wildlife Education	47.45	47.49	47.53
Member Shooting Logs and Record Keeping – Available only to members enrolled in shooting sports project.	47.46	47.50	47.54



4-H Shooting Sports

Learn by Doing



4-H Woodworking



Superintendent: Merle Boehmer 517-896-3165

Awards follow the Danish System: blue ribbon, red ribbon, white ribbon

Additional awards may be given: Best Overall- ribbon; Best of Show- ribbon; Honorable Mention- certificate

Judging: Exhibitors must bring projects for conference judging to the Commercial South on **Saturday, July 27th, from Noon -1:30 PM.**

Best Overall ribbons sponsored by Ingham County Farm Bureau, 700 W. Ash Street, Mason, MI 48854

Rules:

1. All items must be evaluated on the premises.
2. Exhibitors should be prepared to discuss use of hand or power tools, rough or finished lumber, of indoor or outdoor finish, joinery methods, and an explanation of improvement from previous years' projects with the judges.
3. Articles made from kits are NOT acceptable.
4. Members are encouraged to develop a presentation about their project work. See Communications, Presentation Skills.
5. Projects should be appropriate to the age and skill level of the exhibitor.
6. Projects exhibited should be constructed by the exhibitor
7. Projects will be judged based on 4-H woodworking guidelines found on the Ingham County 4-H Website.

	<u>Ages</u> <u>8-11</u>	<u>Ages</u> <u>12-14</u>	<u>Ages 15</u> <u>& over</u>
Apprentice (1-2 years' experience) – 1 or more simple articles, or one or more complex articles.	48.01	48.04	48.08
Handyman (3-4 years' experience) – 2 or more simple articles, or one or more complex articles.	48.02	48.05	48.09
Craftsman (5 or more years' experience) – one or more complex articles.	NA	48.06	48.10
Refinished Furniture and Wood Products	48.03	48.07	48.11





4-H Cloverbuds



Superintendent – Jessica Stahl 517-202-2198
Judging: See Below for Judging Times

Participation, safety, personal development, learning, and fun are the highest priorities for Michigan 4-H Youth Development in providing Cloverbud programs for 5-7 year olds. Children aged 5 to 7 years old need to be involved in activities and learning experiences, throughout the year, that are developmentally appropriate. Children in this age group typically are full of energy and willing to learn, and need educational materials designed for their specific abilities, needs and interests. In addition, activities and learning experiences should be geared to the informal settings offered by 4-H.

Rules:

1. Youth between the ages 5-7, as of January 1, 2024, and who are enrolled in a 4-H club that is registered with the 4-H Office are eligible to exhibit in this area.
2. All entries must be the work of the exhibitor.
3. Still Life projects must be put on display in the club booth for the entire week of the fair.
4. All projects will be reviewed separately by the judges. Exhibitors are expected to stay and show their project(s) to the judges.
5. Entries must be submitted to the Fair Office by a 4-H Community Leader under the same deadline as 8-19 year olds entry date.
6. Cloverbuds exhibiting in the following animal areas may use their own animal – poultry, cat, dog, rabbit; all others should use an animal borrowed from another 4-H member.
7. **See individual project area pages for specific guidelines for each project area.** Some project areas will have Cloverbud judging during their regular judging. Check with the superintendent for details (goats, rabbits, poultry, cat, shooting sports, horse, fashion revue, etc.). Remainder of projects may be exhibited on Saturday during Cloverbud judging.

Still Exhibits

Judging: Saturday, July 27th 9:00-11:00 a.m.

- Develop confidence to express one's self in the construction and completion of a craft, food product, personal appearance products and related topics that are applicable for the age and development of the child.
- See project sections for project directions and information

Arts and Crafts	49.01	Rocketry	49.06
Foods and Nutrition	49.02	Radio Controlled Vehicles	49.07
Crops/Horticulture/Floriculture	49.03	Woodworking	49.08
Clothing and Textiles	49.04	2-Dimensional Art (Fine Arts and Photography)	49.09
Science	49.05	Personal Development	49.10
		Communications	49.11

Other

Judging: See project area for judging time, locations

Shooting Sport Safety/Education Exhibit – See Shooting Sports. Turn in exhibit to superintendent prior to final county shoot.	49.12
--	-------

Animals

Exhibitors will show on that species' show day, unless otherwise noted (below).

Check with superintendent for times for specific species.

Animals must be borrowed from another 4-H member (dog, cat: can bring own animal, must go home immediately following judging).

Cloverbud poultry and rabbits will stay in the barn the entire week and will follow normal check in times.

	Notebook/Display/Poster/Exhibit	Showmanship	Other
Cats	49.13	49.24	49.35 – Member/Cat Interview
Dogs	49.14	49.25	49.36 – On Leash Obedience: 49.37 - Pre-novice with sit exam



4-H Club Project



Superintendent – Debbie Miller 517-712-1221

Judging: See specific areas below

Best of Show Ribbons Sponsored by: A-Won Awards

Club Booth

Judging: Done throughout the week

Rules:

- Suggested Booth Theme for 2024 – You’ve Found Your Place, Now Let’s Grow!**
- Club members will work together to design; implement a plan for completing the club booth project.
- All clubs must sign up for building watch in order to reserve booth space. Each club must meet the minimum number of required building watch shifts as determined by the Superintendent and 4-H staff. Community leaders will be notified by the Extension Office within one week after entry deadline with the sign up procedure for building watch shifts.
- All clubs must be entered on entry sheets in Club Name.
- Booth space reservations and club entry forms are due to the MSU Extension Office at fair entry deadline or sooner.
- Reservations not claimed by the decorating deadline or failure to sign up for booth watch shifts will result in forfeiture of club booth space. These spaces

will be reassigned by the Superintendent and 4-H staff.

IMPORTANT RULES and GUIDELINES FOR DECORATING.

4-H Projects entered in the Still Life Sale will be displayed in a different area than your club booth, making for more room in your club space. Tables will not be supplied unless rented from the fairgrounds. We encourage clubs to be creative with decorating their own area with coverings and skirting to fit the decoration theme you choose (i.e. fabric, paper, carpet, etc.). You will be able to hang or drape decorations from the rafters and lattice, as long as you follow the lattice rules below (Good Use of Decorations). Shelving, furniture and things from home can be used in your floor area. Carpet or flooring can be used in your area. Items can be rearranged to accommodate your decorations, as long as you keep in your allotted space. ***In addition, locked glass cabinets*** will be available for delicate project storage in a different area of the building. The Fair Office and Booth Superintendent will have keys to assist you. If you have any questions regarding the club booth rules, please call the 4-H Staff or the Club Booth Superintendent (Debbie Miller 517-712-1221).

Display Guidelines/Judging Criteria			
Points	Task	Description	
10	Booth Watch Shift	Taking pride in making sure club booth is kept safe by having club members/parents sign up & complete assigned shifts.	
10	Good Use of Space	Projects incorporated into booth decoration; wise use of space.	
15	Creativity	The booth has only one story, central theme. Display methods; remember no display or decoration can use electricity, battery operated lights, or fountains as this is a fire hazard.	
25	Overall Appearance	The booth is neat and well balanced. The colors are pleasing. It has the proper amount of material. The exhibit’s purpose is clear. Good quality art and lettering. Products are of high standards. Models are well proportioned. Background materials are good. Perishable items are fresh.	
10	Ability to Attract Attention	An original idea and/or the Suggested Booth Theme. Draws your attention to the booth. Easy to read.	
20	Good Use of Decorations	Tells the theme. Balanced decorations, not too crowded. Well-coordinated variety of dimensions, color, texture, etc. Points will be deducted if club violates rule of using staples, pins, nails, thumb tacks, screws, paint or crayons, anything that will damage the lattice or drapes.	
5	Club Name Displayed	Big, bright, and easy to find.	
5	Message	Interesting 4-H message with 4-H decorations. It is appropriate for the 4-H club and the county program. The message can be understood quickly.	
Club Booth- 25 or more members		50.01	Club Booth- Less than 25 members
			50.02

Trash Barrel Contest

Judging: Saturday, July 27th

Drop off trash barrels by the fence directly across from the Beef (B) Barn, next to the Fair Office, no later than 1 PM to be judged

Rules:

- Open to any 4-H Community Club or FFA Chapter.
- Clubs may decorate a maximum of two barrels per age group.
- Barrel will be judged on design, color, and originality based on 4-H Theme of your own choosing. **Club’s name must be painted on barrels.**
- The Fair will furnish the barrels. They may be picked up at the Fairgrounds by the Grandstand Pavilion between June 1st and July 15th. If there are not any barrels in that area, please contact the Fair Office.

Please use the barrels decorated in past years. Do not use the freshly painted ones.

- Barrels must be entered on entry sheets in Club name. Entry tag must be attached firmly inside the barrel. **Barrels will not be judged without an entry tag!**
- If a special technique was used on a barrel, please specify on a 3 x 5 card and attach to the barrel.
- Barrels will be used outside of buildings and will be placed randomly around the fairgrounds.

Decorated Barrel- first barrel	5003	Decorated Barrel (5-7 year olds)- first barrel	50.05
Decorated Barrel- second barrel	50.04	Decorated Barrel (5-7 year olds)- second barrel	50.06

4-H Community Service Entry

Club members and youth organizations will work together to design and implement a plan for completing a group project with originality for their

CLUB COMMUNITY SERVICE WORK THROUGHOUT THE YEAR

(Examples of Community Service Projects:

Community Parade Participation, Nursing Home Visits, Yard Clean-ups, Serving at Community Events.)

Community Service Entry Promoting 4-H & the Ingham County Fair

Clerk – Mike Prelesnik

Judging: Ingham County Fair Office on Saturday, July 27th, at 2 PM

Premiums: 1st Place- \$100.00; 2nd Place- \$75.00; 3rd Place- \$25.00

SPONSORED BY GREENSTONE FARM CREDIT SERVICES & INGHAM COUNTY FAIR BOARD

Trophies: 1st-6th SPONSORED BY A-WON AWARDS

Community Service Award Rules:

1. Any 4-H, FFA, or FHA club in Ingham County may make an entry in a community service from events participation throughout the year.
 2. Community service may be entry in a community parade, nursing home visits, yard work, etc.
 3. Clubs should document their community service participation with photos, notebook, posters indicating what event, etc.
 4. Clubs may do numerous community service events with documentation.
 5. Animal exhibits, such as equine entries, may accompany club's parade entry.
6. Ingham County Fair Community Service entry will be judged according to the criteria below:
 - A. Entry will be judged on detailed documentation (photos, notebook, poster, etc.) of the Community Service Event.
 - B. Promotion of 4-H and the Ingham County Fair
 - C. Exhibit & display for Ingham County Fair will include photos and/or posters showcasing the entry.

Clubs are encouraged to display their documentation at the Ingham County Fair in their 4-H Booths.

Community Service Entry

50.07

