

⚡ PREPARE

CONCEPT Verbs have tenses, which tell whether the action happens in the past, in the present, or in the future. Perfect tense verbs show completed action and include a form of *have*. Present perfect verbs show action completed at the present time or continuing at the present time (e.g., *has napped*). Future perfect verbs show action that will be completed at some point in the future (e.g., *will have napped*). Past perfect verbs show action that was completed in the past and before something else happened (e.g., *had napped*).

VOCABULARY future, past, and present perfect verb tense

MATERIALS Lesson reproducibles

⚡ INSTRUCT

ANCHOR CHART [Display Reproducible page 1.]

- Introduce the **Concept** of this lesson. (See above.)
- Explain the differences between **past, present, and future tense**. Remind students that, in most cases, looking at word endings and at additional words such as *will* can help when determining verb tense.
- Explain that perfect verb tenses show a completed action. Additional words such as *had, has, have, and will* tell when the action has happened. *Note to teachers: Perfect tense can be challenging for some students to understand (particularly future perfect tense). Encourage your students to picture when the action happened, is happening, or will happen.*
- Review the examples on the **Anchor Chart**, and support students in noting the differences between **past, present, and future perfect tense** verbs.

⚡ PRACTICE

[Display Reproducible page 2, *Finding the Verb Tense, Part A.*]

- Read the directions with students.
- Support students in locating the verbs and determining if the verbs are **past, present, or future tense**.
- Prompt: *What word in this sentence shows action? How does the verb end? Does the ending tell you if the verb is past or present tense?*

[Display Reproducible page 2, *Determining Perfect Verb Tense, Part B.*]

- Read the directions with students.
- Provide similar prompting as in Part A. Support students with items 5 and 7, which are questions using the perfect tense. Explain that the verb form of *have* begins the question and the subject follows.

[Display Reproducible page 3, *Writing the Perfect Verb Tense, Part C.*]

- Read the directions with students. Review the example.
- Support students in changing the verb *bake* into **past, present, and future tense**.
- Prompt: *What word or words do you need to add before the verb?*

ANSWER KEY FOR TEACHER REFERENCE

[Blank student copies are found on Reproducible pages 2 & 3.]

<p>[Reproducible page 2, Finding the Verb Tenses, Part A]</p> <p>1. The dog <u>barks</u> to go outside. <u>present</u></p> <p>2. Prachi <u>raked</u> the leaves on the lawn. <u>past</u></p> <p>3. He <u>called</u> his friend on the phone. <u>past</u></p> <p>4. The chicken <u>will lay</u> an egg. <u>future</u></p> <p>5. Eben <u>will finish</u> his project. <u>future</u></p> <p>6. The flower <u>blooms</u> in the garden. <u>present</u></p>	<p>Reproducible page 2, Determining Perfect Verb Tense, Part B]</p> <table border="1"> <tr> <td>1. The students had finished their lunch by noon.</td> <td><u>past perfect</u></td> <td>present perfect</td> <td>future perfect</td> </tr> <tr> <td>2. I will have completed the worksheet by morning.</td> <td>past perfect</td> <td>present perfect</td> <td><u>future perfect</u></td> </tr> <tr> <td>3. Pam had worked there for 30 years.</td> <td><u>past perfect</u></td> <td>present perfect</td> <td>future perfect</td> </tr> <tr> <td>4. The city will have flooded by then.</td> <td>past perfect</td> <td>present perfect</td> <td><u>future perfect</u></td> </tr> <tr> <td>5. Have you listened to the podcast yet?</td> <td>past perfect</td> <td><u>present perfect</u></td> <td>future perfect</td> </tr> <tr> <td>6. The elephants had arrived at the lake.</td> <td><u>past perfect</u></td> <td>present perfect</td> <td>future perfect</td> </tr> <tr> <td>7. Has he started his project on the solar system?</td> <td>past perfect</td> <td><u>present perfect</u></td> <td>future perfect</td> </tr> <tr> <td>8. The shop will have opened by early winter.</td> <td>past perfect</td> <td>present perfect</td> <td><u>future perfect</u></td> </tr> </table>	1. The students had finished their lunch by noon.	<u>past perfect</u>	present perfect	future perfect	2. I will have completed the worksheet by morning.	past perfect	present perfect	<u>future perfect</u>	3. Pam had worked there for 30 years.	<u>past perfect</u>	present perfect	future perfect	4. The city will have flooded by then.	past perfect	present perfect	<u>future perfect</u>	5. Have you listened to the podcast yet?	past perfect	<u>present perfect</u>	future perfect	6. The elephants had arrived at the lake.	<u>past perfect</u>	present perfect	future perfect	7. Has he started his project on the solar system?	past perfect	<u>present perfect</u>	future perfect	8. The shop will have opened by early winter.	past perfect	present perfect	<u>future perfect</u>
1. The students had finished their lunch by noon.	<u>past perfect</u>	present perfect	future perfect																														
2. I will have completed the worksheet by morning.	past perfect	present perfect	<u>future perfect</u>																														
3. Pam had worked there for 30 years.	<u>past perfect</u>	present perfect	future perfect																														
4. The city will have flooded by then.	past perfect	present perfect	<u>future perfect</u>																														
5. Have you listened to the podcast yet?	past perfect	<u>present perfect</u>	future perfect																														
6. The elephants had arrived at the lake.	<u>past perfect</u>	present perfect	future perfect																														
7. Has he started his project on the solar system?	past perfect	<u>present perfect</u>	future perfect																														
8. The shop will have opened by early winter.	past perfect	present perfect	<u>future perfect</u>																														

[Reproducible page 3, Writing the Perfect Verb Tense, Part C]
Sample sentence answers will vary.


Verb	Tense	Form	Sample Sentence
open	past perfect	had opened	Dad had opened the gate.
1. bake	past perfect	had baked	Drew had baked a pie.
	present perfect	has baked	Drew has baked a pie before.
	future perfect	will have baked	Drew will have baked a pie by tomorrow.
2. work	past perfect	had worked	Lucy had worked in retail last year.
	present perfect	has worked	Lucy has worked every summer..
	future perfect	will have worked	Lucy will have worked for three seasons by the end of this summer.
3. play	past perfect	had played	The team had played their rivals in the past.
	present perfect	has played	The team has played them once this season already.
	future perfect	will have played	The team will have played them seven times by the end of this year.

ANCHOR CHART

Verb Tenses: Perfect Tense


Verbs tenses tell *when* the action happens.
Perfect tense verbs show completed action and include a form of *have*.

Past



The dog had rested.

Present




The dog has rested.

Future



The dog will have rested.

Tense	How Is It Formed?	Shows Action ...	Sample Sentence
Past Perfect	had + past tense form of verb	that was completed before something else happened	She had picked apples.
Present Perfect	has/have + past tense form of verb	completed at present time or that continues at present	She has picked apples.
Future Perfect	will have + past tense form of verb	that will be completed at some point in the future	She will have picked apples.



The **perfect** tense gives us information about *when* something happens.
Look for the forms of *have* to find out!

⚡ PRACTICE (CONTINUED)

Writing the Perfect Verb Tense

C. Read the verb. Then, write each perfect tense form of the verb. Finally, create sentences using each verb form.

Verb	Tense	Form	Sample Sentence
open	past perfect	had opened	She had opened the gate.
1. bake	past perfect		
	present perfect		
	future perfect		
2. work	past perfect		
	present perfect		
	future perfect		
3. play	past perfect		
	present perfect		
	future perfect		